



HYUNDAI

Rettungsdatenblätter für Rettungskräfte

Hinweis:

Diese Rettungsdatenblätter wurden ausschließlich für Rettungskräfte erstellt, die über eine spezielle Ausbildung auf dem Gebiet der technischen Hilfeleistung nach Verkehrsunfällen und der damit verbundenen Tätigkeiten verfügen. Ferner enthalten die Rettungsdatenblätter ausschließlich Informationen über Fahrzeuge, die zum Verkauf in Deutschland bestimmt sind.

Spezifikationen und Sonderausstattungen der Hyundai Fahrzeuge sowie das Fahrzeugangebot unterliegen stetig etwaigen Änderungen. Daher behält sich Hyundai inhaltliche Anpassungen bzw. Änderungen an den Rettungsdatenblättern jederzeit ausdrücklich vor.

Die in diesem Leitfaden enthaltenen Informationen sind nicht für Endkunden und ebenfalls nicht für Werkstätten und Händler bestimmt. Endkunden können den Bordbüchern ihres jeweiligen Fahrzeuges detaillierte Informationen zu den Funktionen ihres Fahrzeuges sowie wichtige Sicherheitshinweise zur Fahrzeug- und Insassensicherheit entnehmen. Werkstätten und Händler erhalten Reparaturinformationen über die ihnen bekannten Bezugsquellen.

A

• Accent (3-Türer)	LC	ab 2000
• Accent (5-Türer)	LC	ab 2000
• Accent (3-Türer)	MC	ab 2006
• Accent (4-Türer)	MC	ab 2006
• Atos	MX/MSL/MXI	ab 1998

C

• Coupe	GK	ab 2002
• Coupe	GK	ab 2006

E

• Elantra (4-Türer)	XD	ab 2000
• Elantra (5-Türer)	XD	ab 2000

G

• Genesis Coupe	BK	ab 2011
• Genesis	DH	ab 2014
• Getz (3-Türer)	TB	ab 2002
• Getz (5-Türer)	TB	ab 2002
• Grandeur	TG	ab 2005

H

• H-1	H1	ab 1998
• H-1	H1	ab 2008
• H-350 (Cargo)	EU	ab 2015
• H-350 (Fahrgestell)	EU	ab 2015
• H-350 (Bus)	EU	ab 2016

I

• i10	PA	ab 2008
• i10	PA	ab 2011
• i10	IA	ab 2014
• i10	AC3	ab 2019
• i20 (3-Türer)	PB	ab 2008
• i20 Coupe	GB	ab 2015
• i20 (5-Türer)	PB	ab 2008
• i20 (5-Türer)	GB	ab 2014
• i30	FD/FDH	ab 2008
• i30	GDH	ab 2012
• i30	PDE	ab 2017
• i30 Coupe	GDH	ab 2013
• i30 Fastback	PDE	ab 2017
• i30cw	FD/FDH	ab 2008
• i30cw	GDH	ab 2012
• i30cw	PDE	ab 2017
• i40 (4-Türer)	VF	ab 2012
• i40cw	VF	ab 2011

In den Rettungsdatenblättern ist immer die maximal mögliche Ausstattung des Fahrzeugs angegeben.

I

• ix20 (5-Türer)	JC	ab 2010
• ix35	EL	ab 2010
• ix35 FCEV	LM	ab 2013
• ix55	EN	ab 2009
• Ioniq Hybrid	AE HEV	ab 2016
• Ioniq Hybrid	AE HEV	ab 2017
• Ioniq Elektro	AE EV	ab 2016
• Ioniq Elektro	AE EV	ab 2019
• Ioniq Plug-in Hybrid	AE PHEV	ab 2017

K

• Kona	OS	ab 2017
• Kona Elektro	OS EV	ab 2018
• Kona Hybrid	OS HEV	ab 2019

M

• Matrix	FC/FCT	ab 2002
----------	--------	---------

N

• Nexo FCEV	FE	ab 2018
-------------	----	---------

S

• Santa Fe	SM	ab 2000
• Santa Fe	CM	ab 2006
• Santa Fe	TM	ab 2018
• (Grand) Santa Fe	DM/NC	ab 2012
• Sonata	EF	ab 1999
• Sonata	EF	ab 2001
• Sonata	NF	ab 2005

T

• Terracan	HP	ab 2001
• Trajet	FO	ab 2000
• Tucson	JM	ab 2004
• Tucson	TLE	ab 2015
• Tucson	TLE	ab 2019

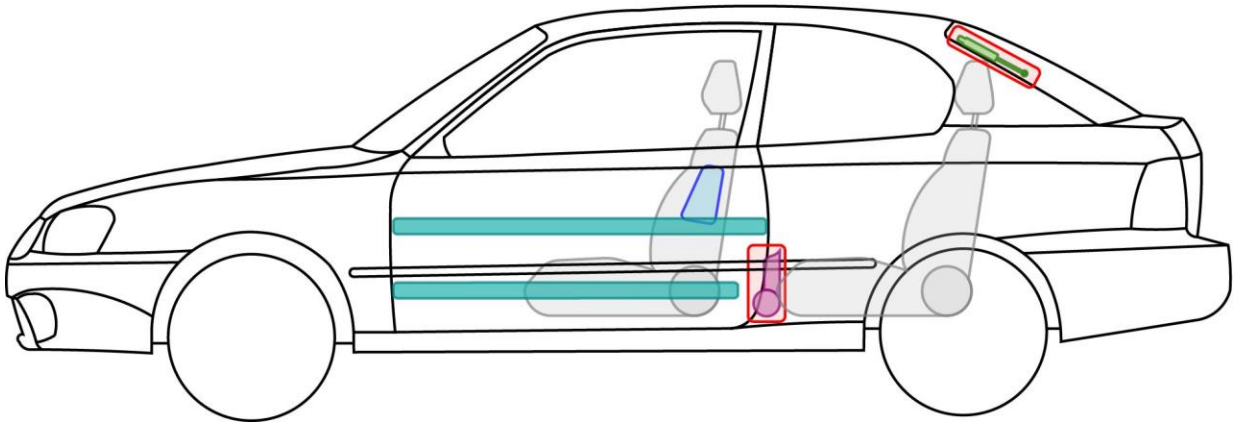
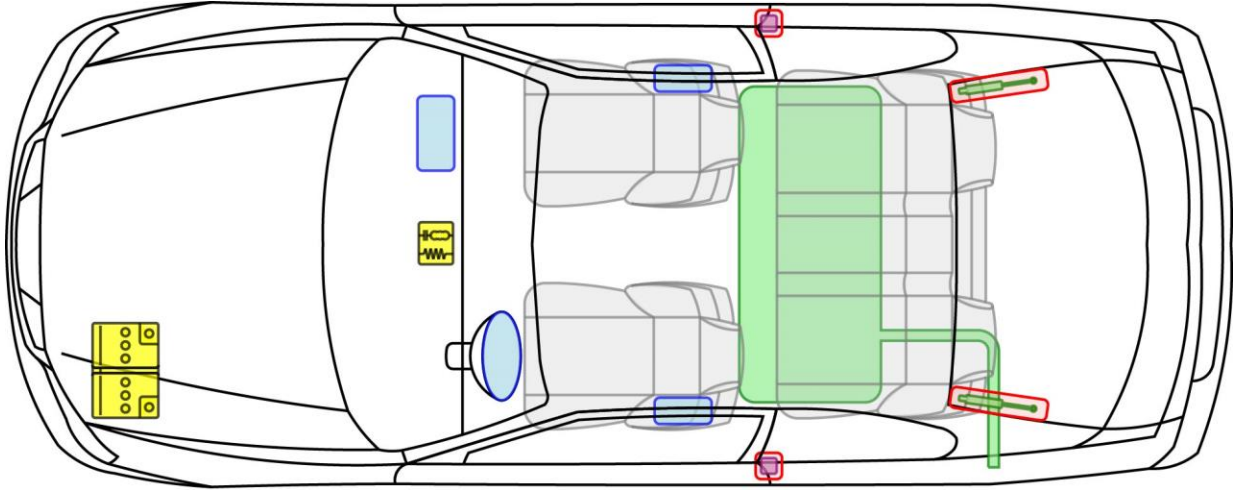
V

• Veloster	FS	ab 2011
------------	----	---------




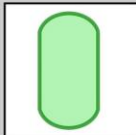
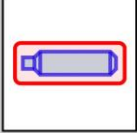

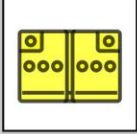

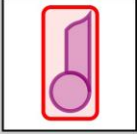



X

• XG	XG	ab 1999
------	----	---------

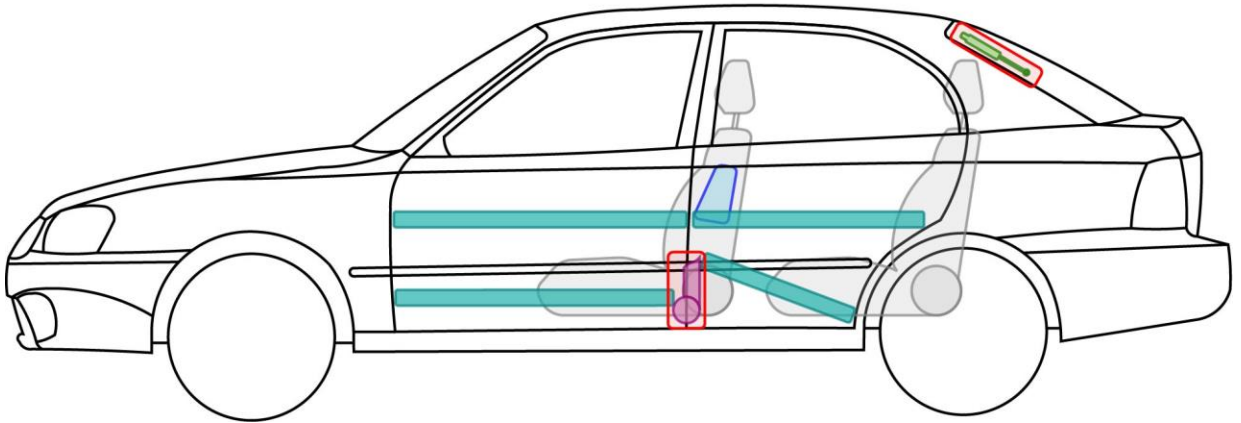
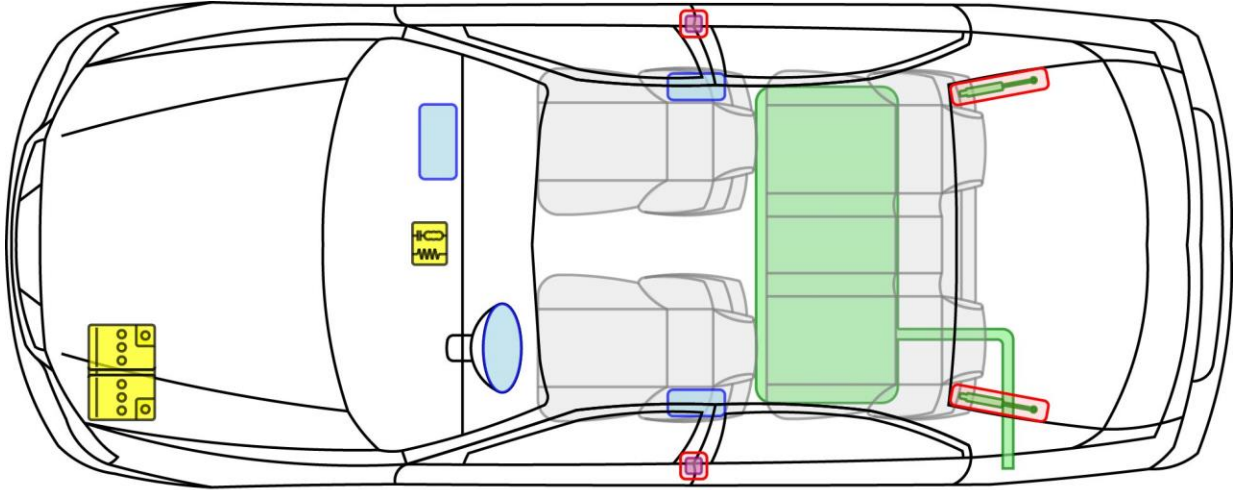
In den Rettungsdatenblättern ist immer die maximal mögliche Ausstattung des Fahrzeugs angegeben.







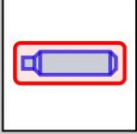

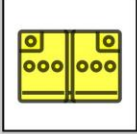

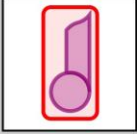



Legende

	Airbag		Karosserie- verstärkung		Steuergerät		Gastank
	Gas- generator		Überroll- schutz		12 V Batterie		Sicherheits- ventil
	Gurt- straffer		Gasdruck- dämpfer		Kraftstoff- tank		Fußgänger- schutzsystem

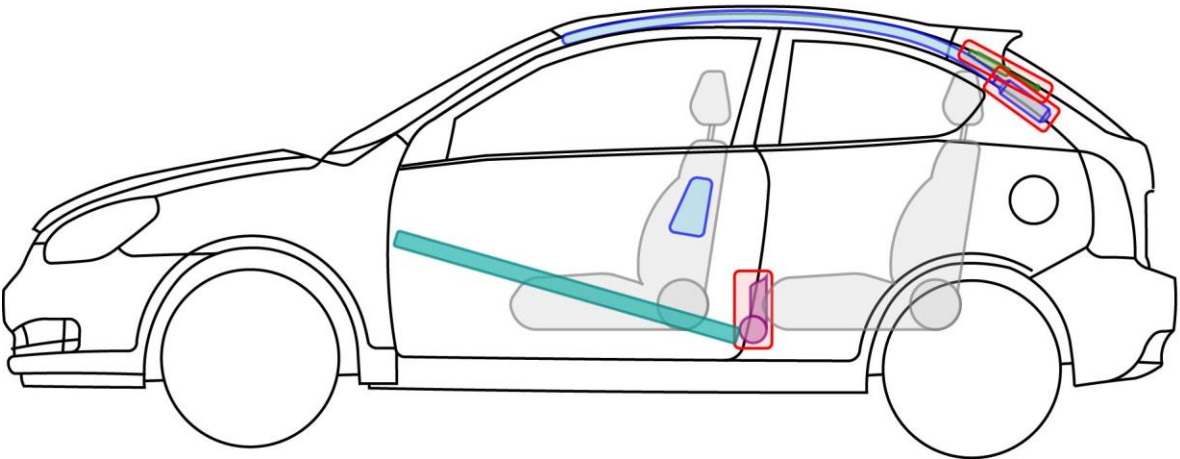
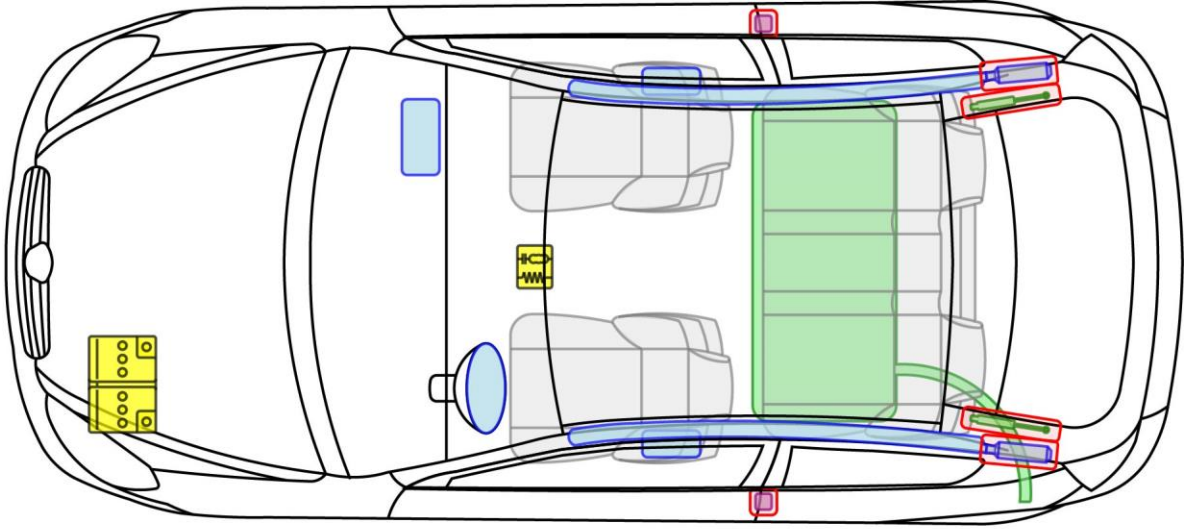
Accent







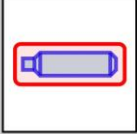

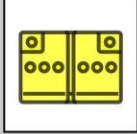





Legende

	Airbag		Karosserie- verstärkung		Steuergerät		Gastank
	Gas- generator		Überroll- schutz		12 V Batterie		Sicherheits- ventil
	Gurt- straffer		Gasdruck- dämpfer		Kraftstoff- tank		Fußgänger- schutzsystem

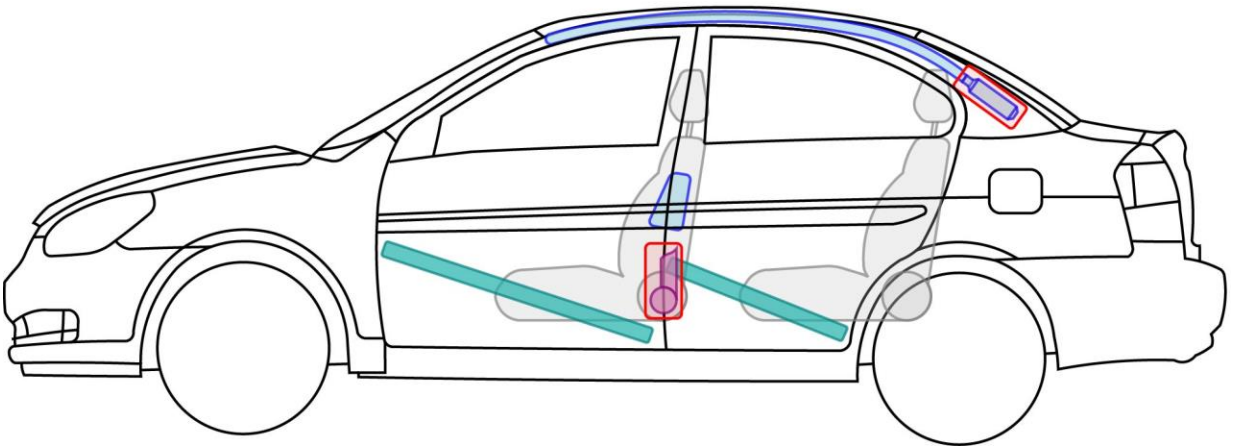
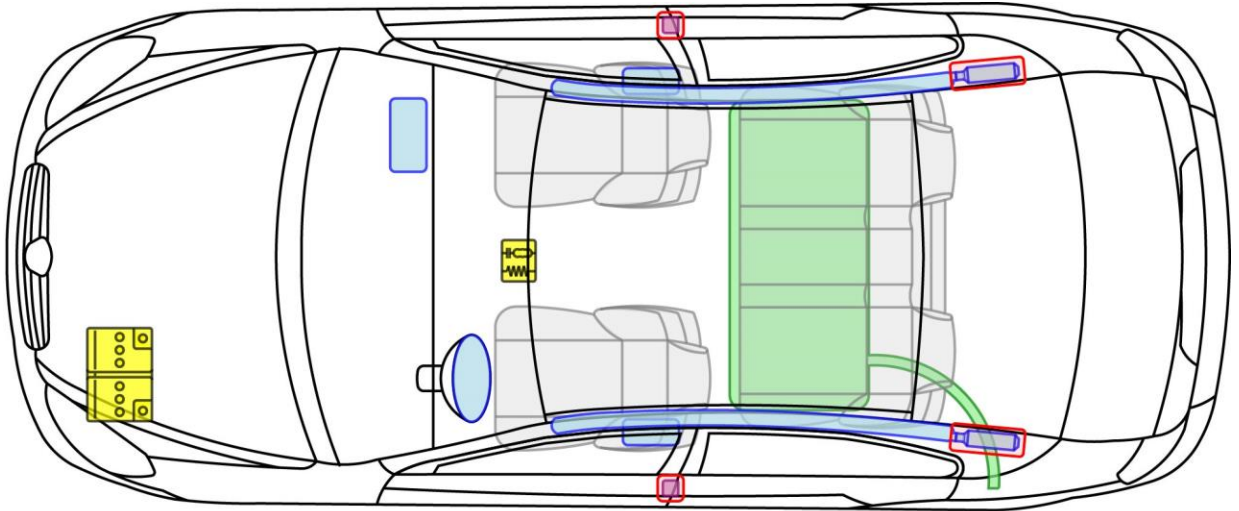
Accent







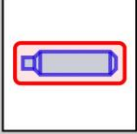

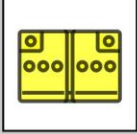

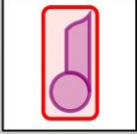



Legende

	Airbag		Karosserie- verstärkung		Steuergerät		Gastank
	Gas- generator		Überroll- schutz		12 V Batterie		Sicherheits- ventil
	Gurt- straffer		Gasdruck- dämpfer		Kraftstoff- tank		Fußgänger- schutzsystem

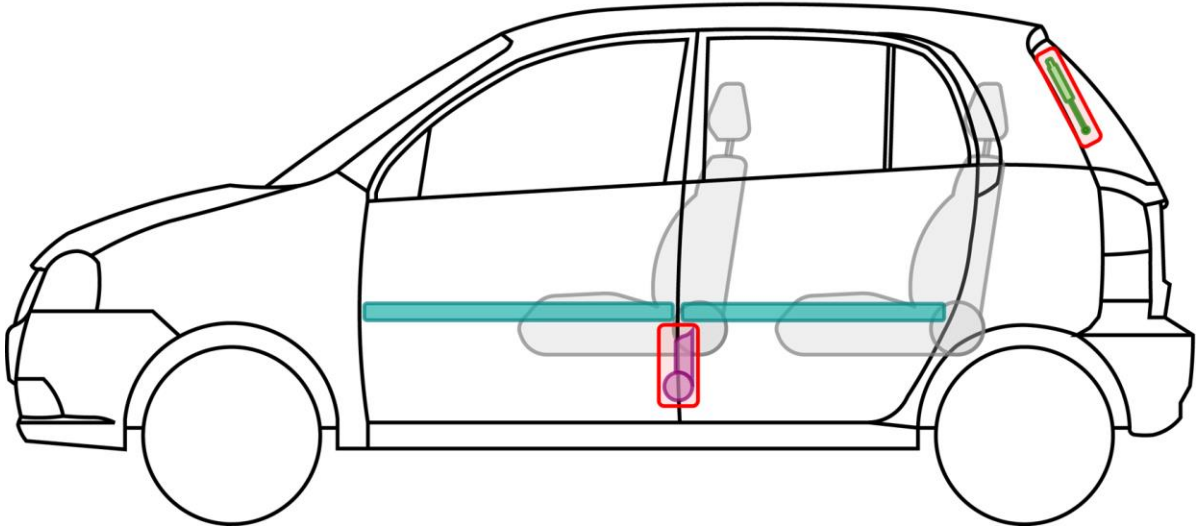
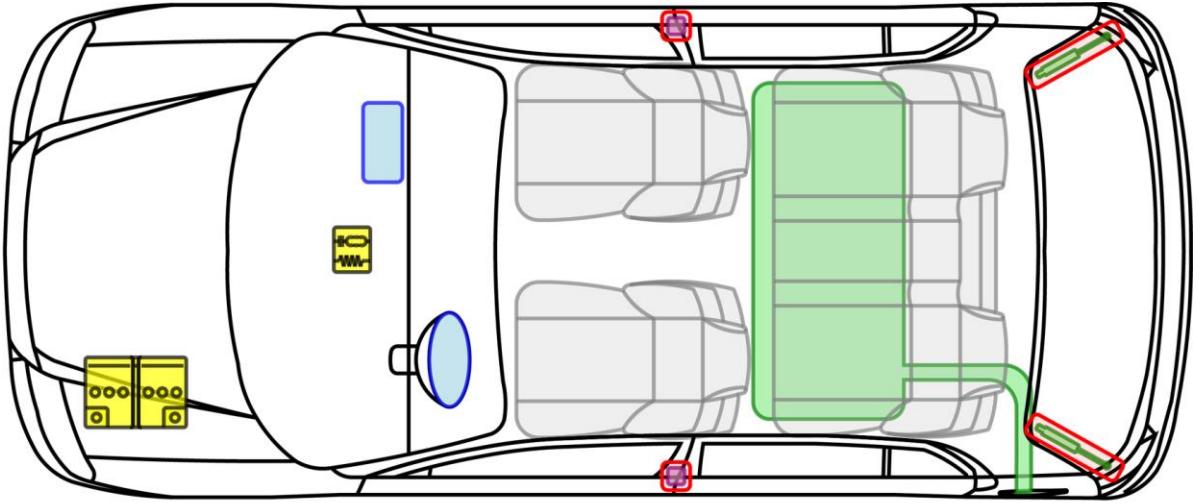
Accent







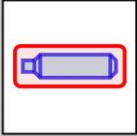

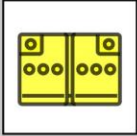

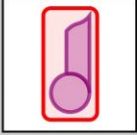



Legende

	Airbag		Karosserie- verstärkung		Steuergerät		Gastank
	Gas- generator		Überroll- schutz		12 V Batterie		Sicherheits- ventil
	Gurt- straffer		Gasdruck- dämpfer		Kraftstoff- tank		Fußgänger- schutzsystem

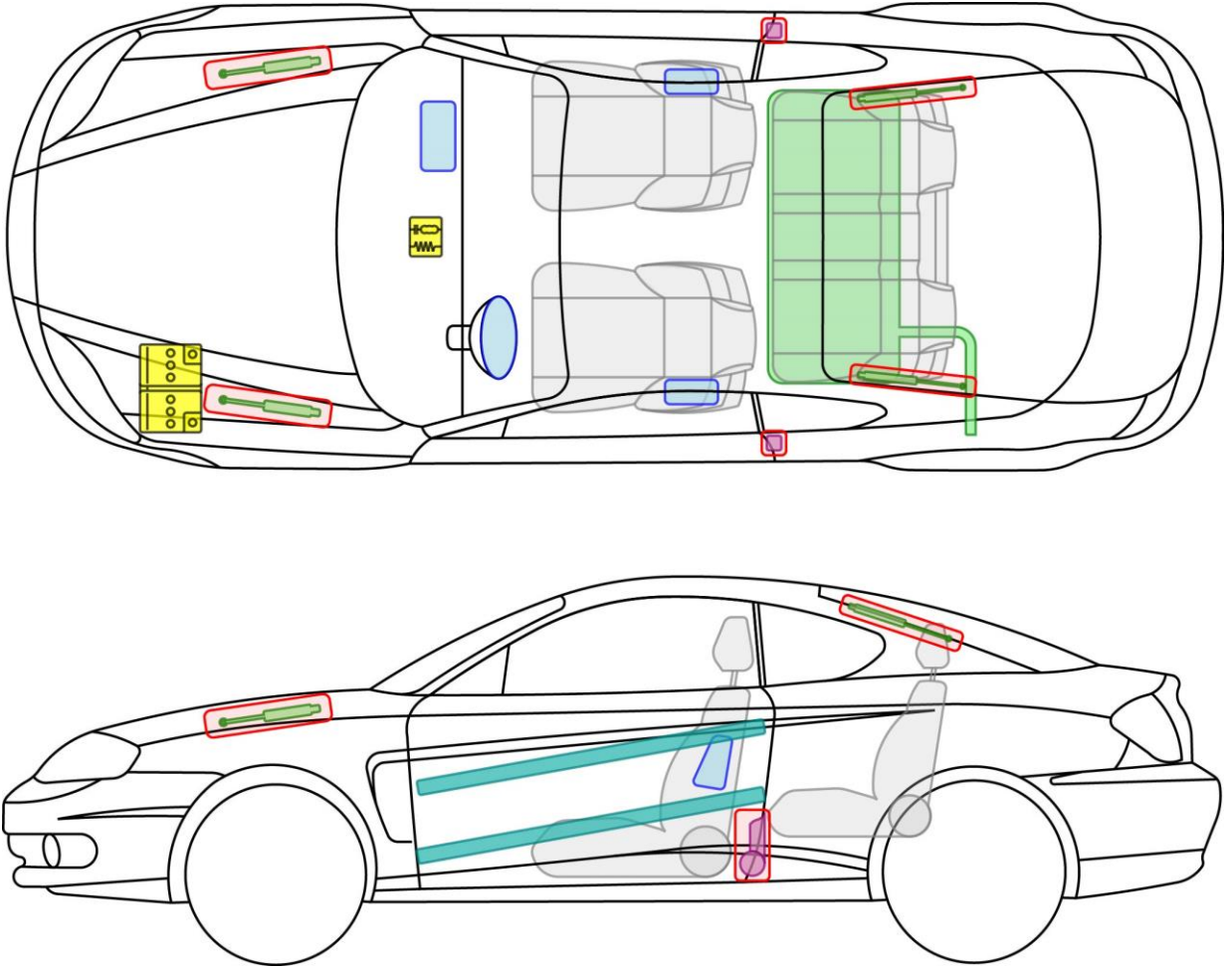
Accent







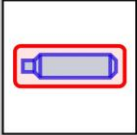

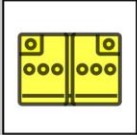

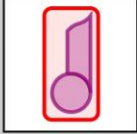



Legende

	Airbag		Karosserie- verstärkung		Steuergerät		Gastank
	Gas- generator		Überroll- schutz		12 V Batterie		Sicherheits- ventil
	Gurt- straffer		Gasdruck- dämpfer		Kraftstoff- tank		Fußgänger- schutzsystem

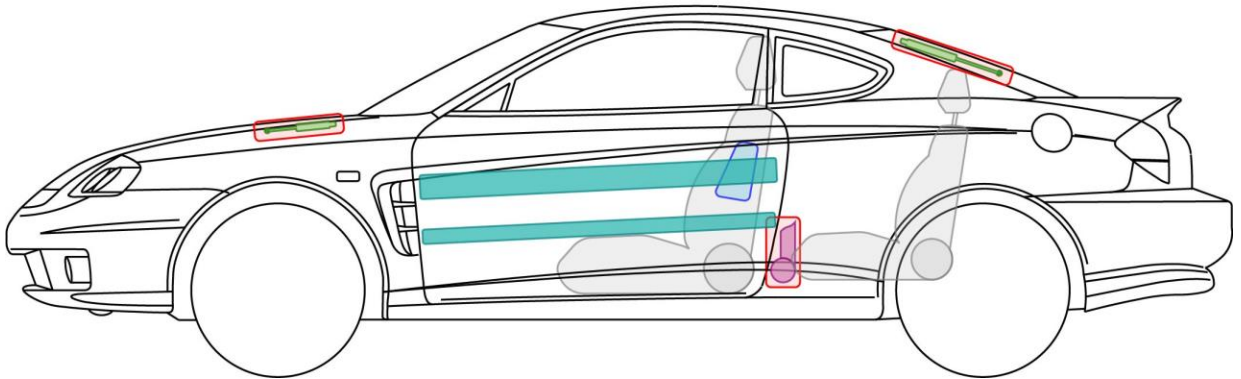
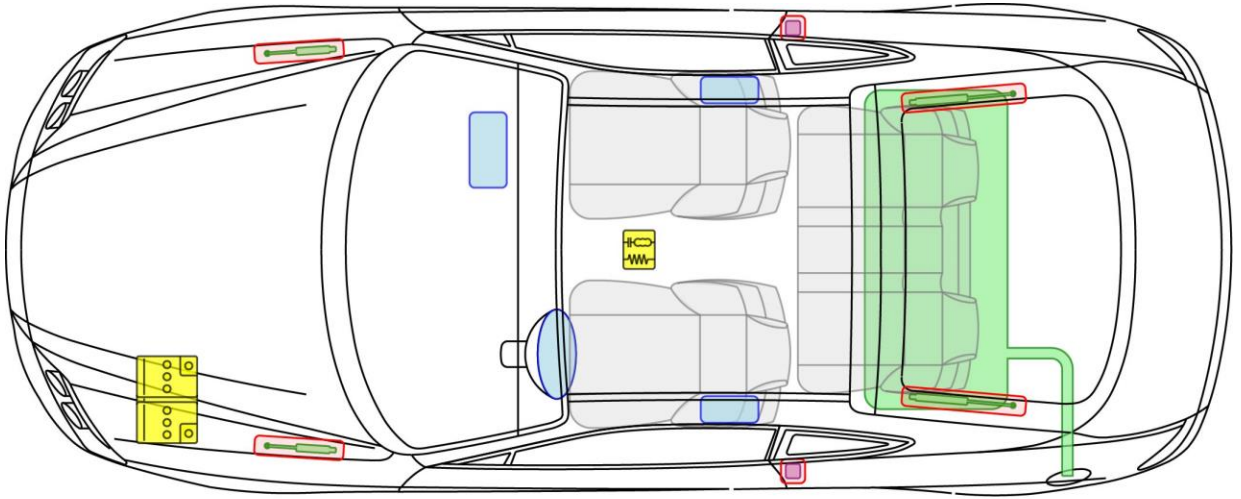
Atos







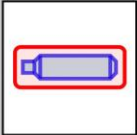

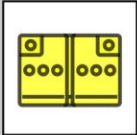

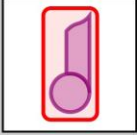



Legende

	Airbag		Karosserie- verstärkung		Steuergerät		Gastank
	Gas- generator		Überroll- schutz		12 V Batterie		Sicherheits- ventil
	Gurt- straffer		Gasdruck- dämpfer		Kraftstoff- tank		Fußgänger- schutzsystem

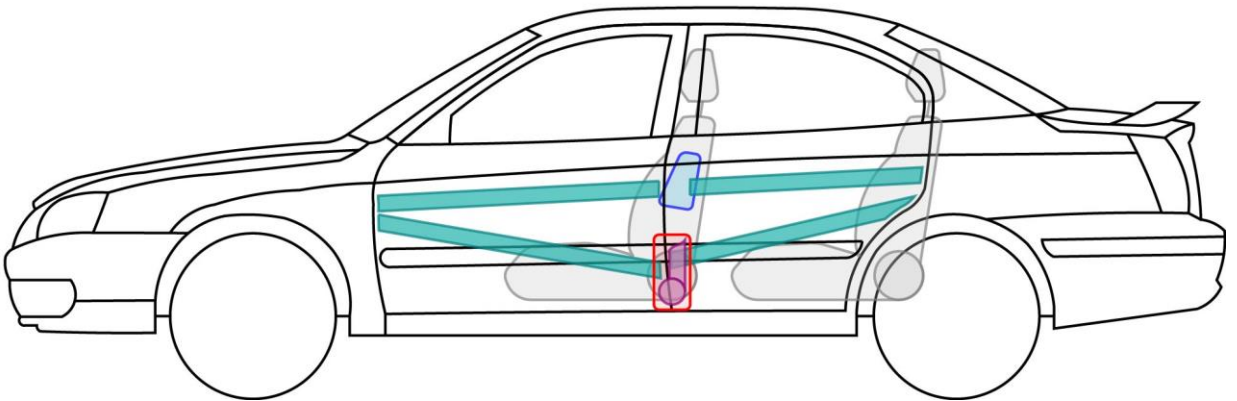
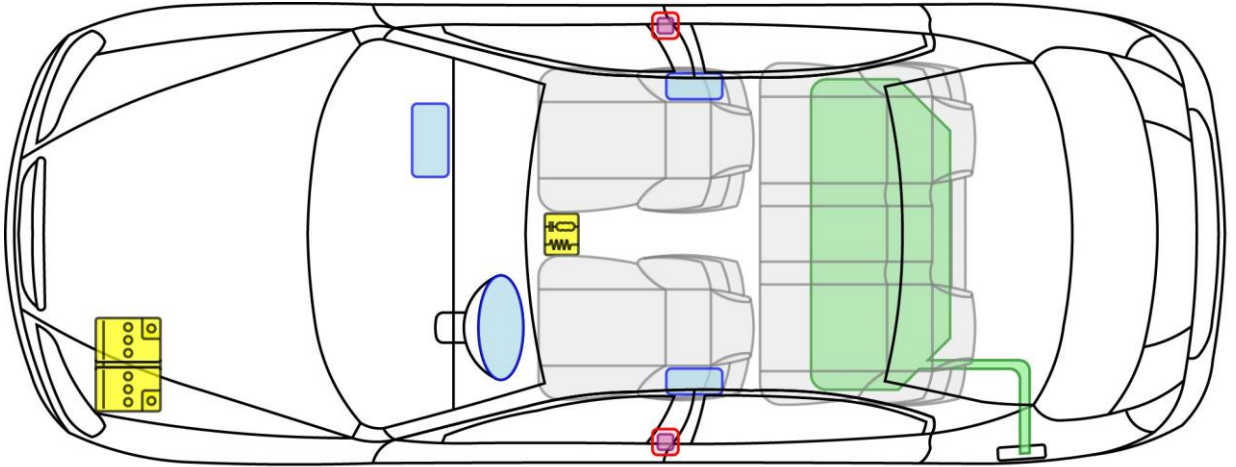
Coupe






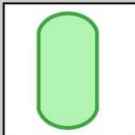
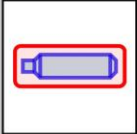

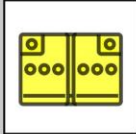

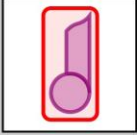



Legende

	Airbag		Karosserie- verstärkung		Steuergerät		Gastank
	Gas- generator		Überroll- schutz		12 V Batterie		Sicherheits- ventil
	Gurt- straffer		Gasdruck- dämpfer		Kraftstoff- tank		Fußgänger- schutzsystem

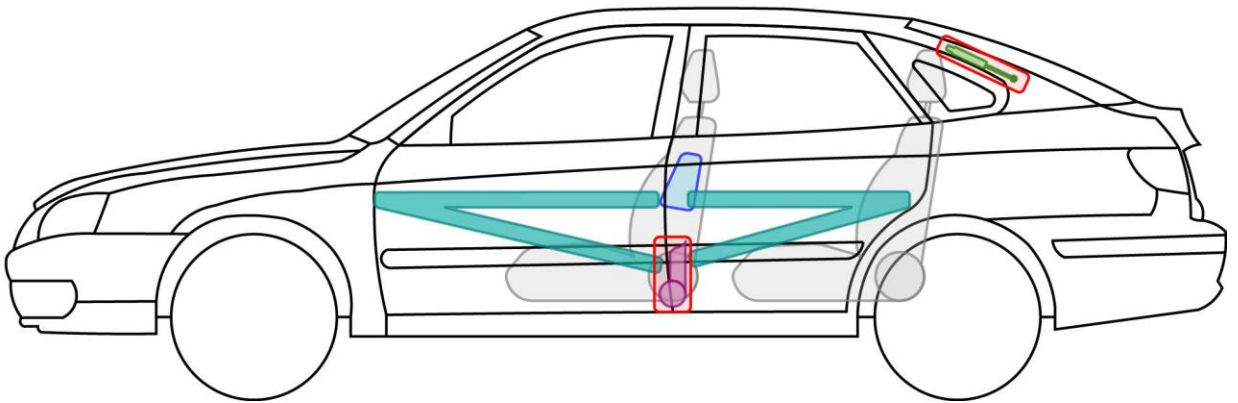
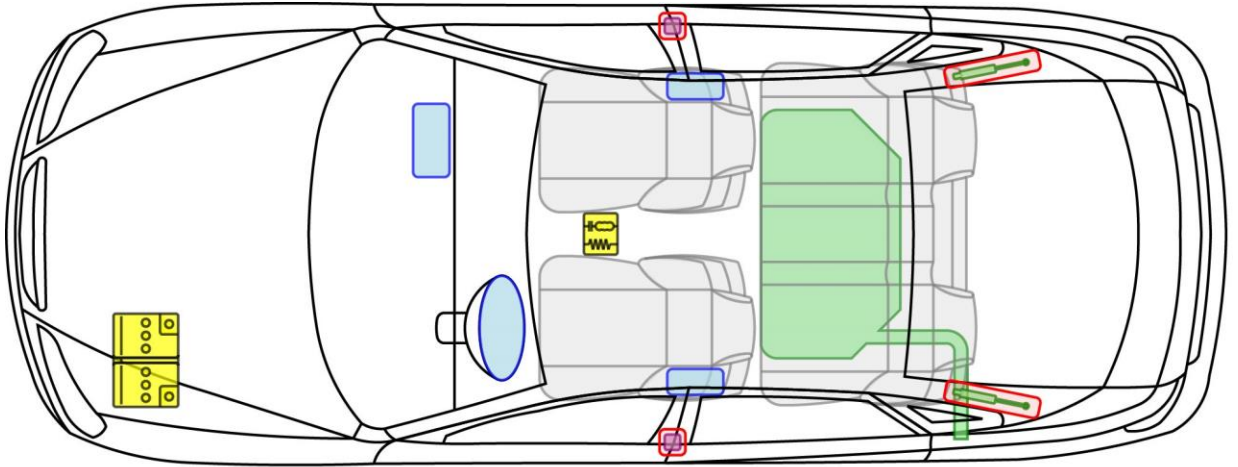
Coupe







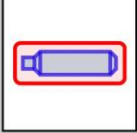

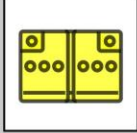

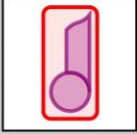



Legende

	Airbag		Karosserie- verstärkung		Steuergerät		Gastank
	Gas- generator		Überroll- schutz		12 V Batterie		Sicherheits- ventil
	Gurt- straffer		Gasdruck- dämpfer		Kraftstoff- tank		Fußgänger- schutzsystem

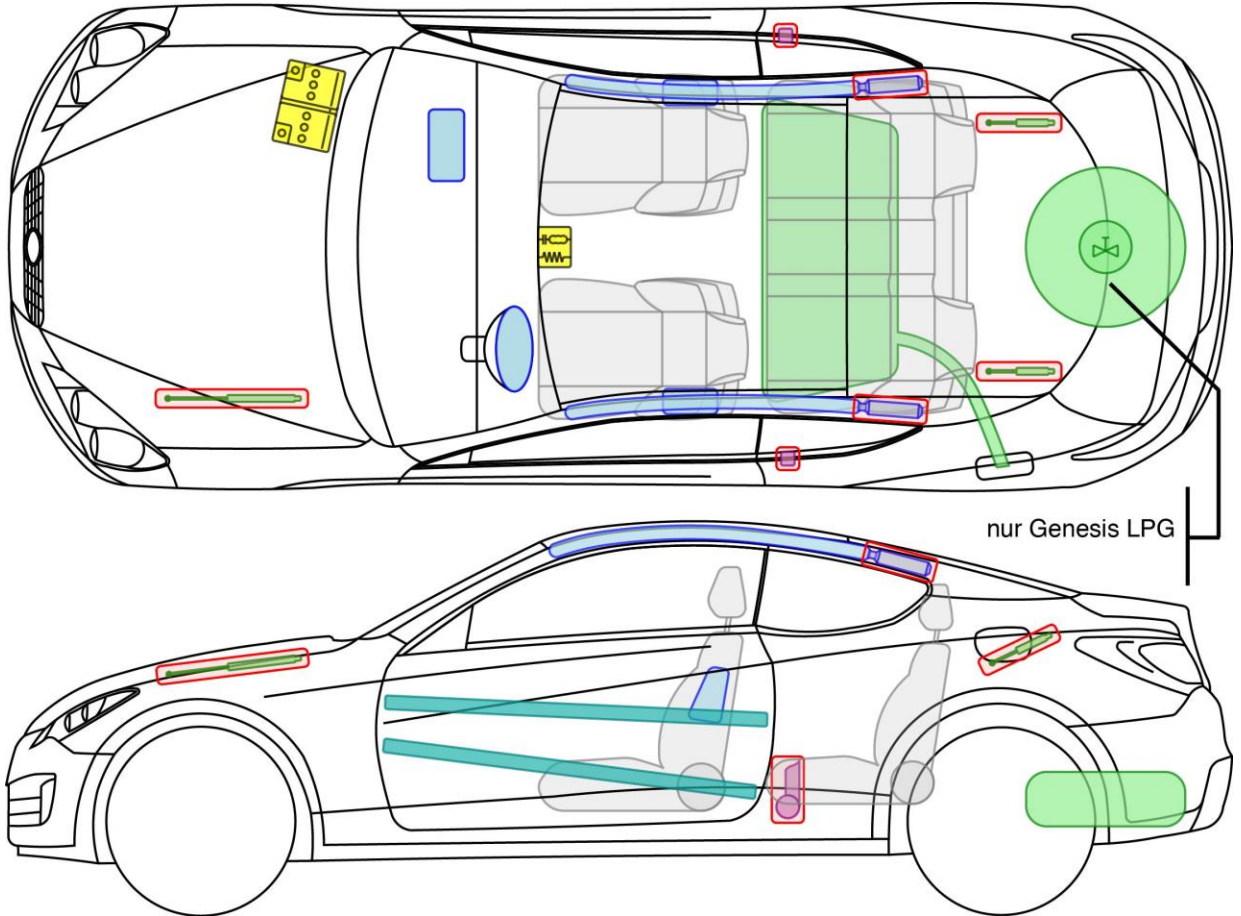
Elantra







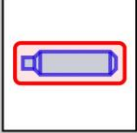

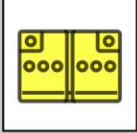

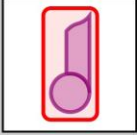



Legende

	Airbag		Karosserie- verstärkung		Steuergerät		Gastank
	Gas- generator		Überroll- schutz		12 V Batterie		Sicherheits- ventil
	Gurt- straffer		Gasdruck- dämpfer		Kraftstoff- tank		Fußgänger- schutzsystem

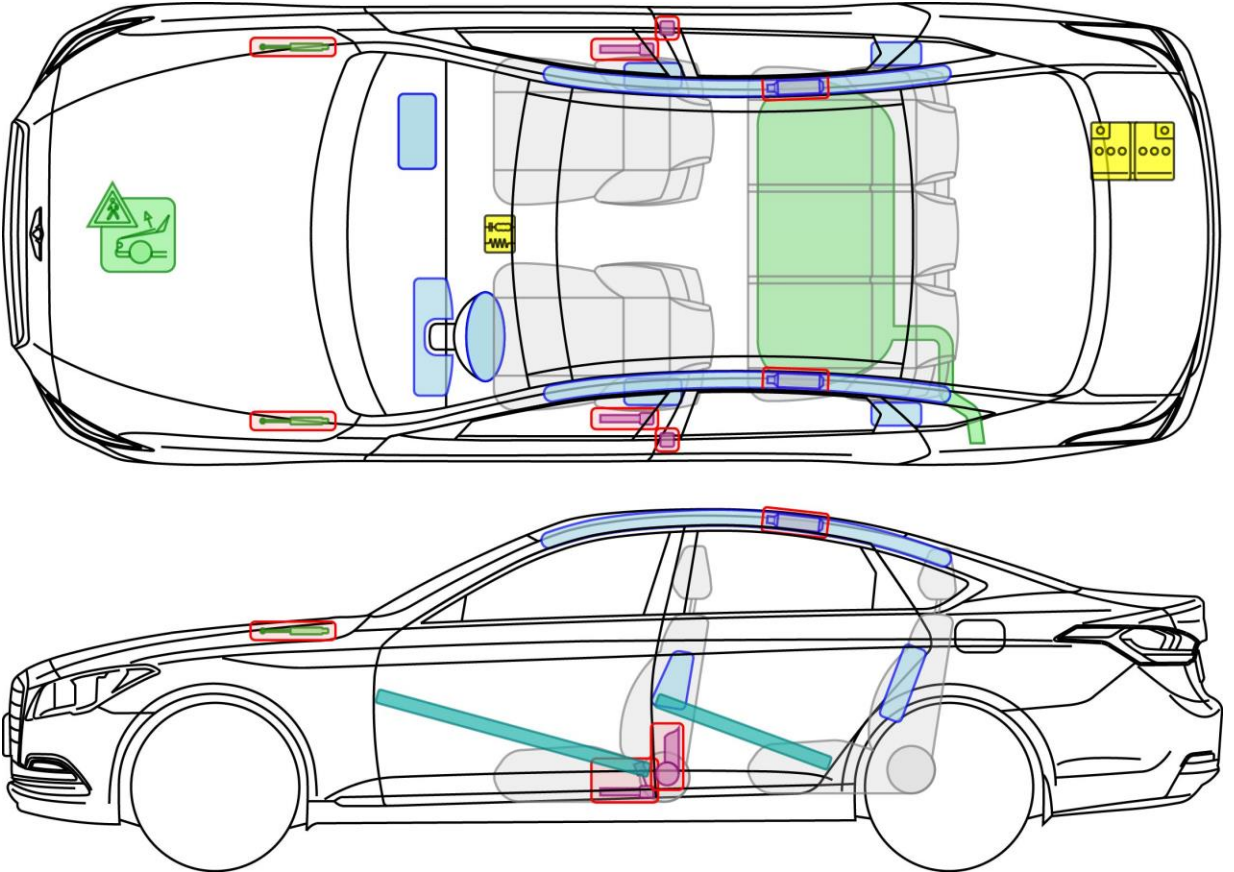
Elantra







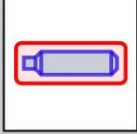

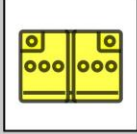

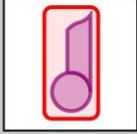



Legende

	Airbag		Karosserie- verstärkung		Steuergerät		Gastank
	Gas- generator		Überroll- schutz		12 V Batterie		Sicherheits- ventil
	Gurt- straffer		Gasdruck- dämpfer		Kraftstoff- tank		Fußgänger- schutzsystem

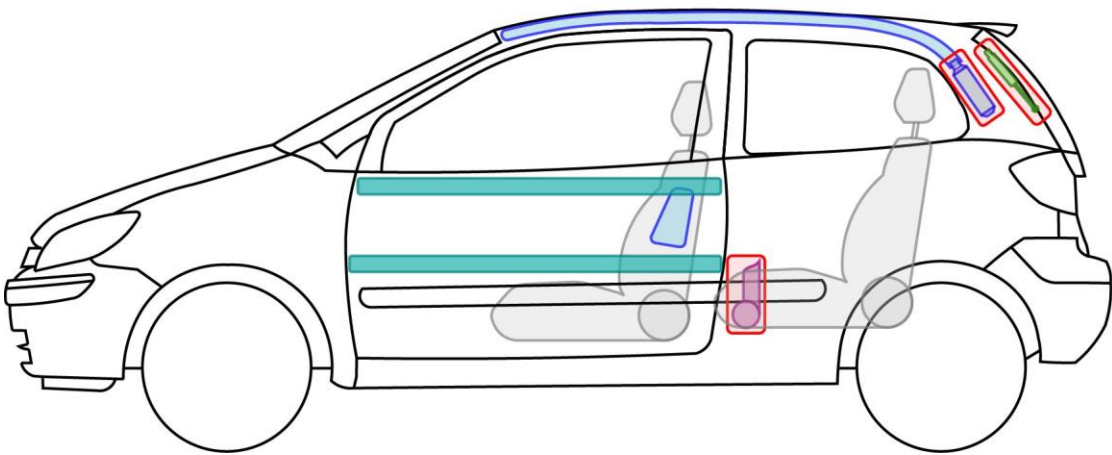
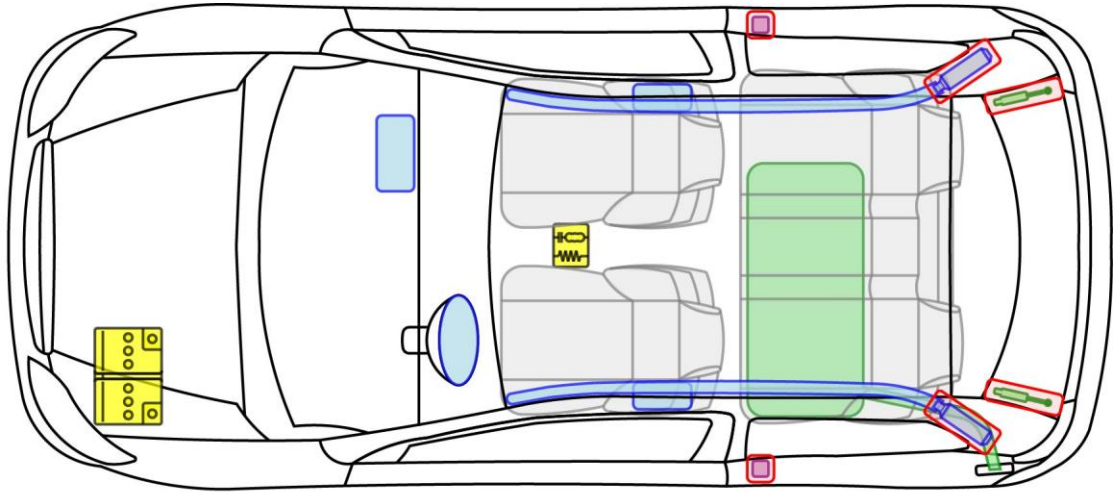
Genesis Coupe







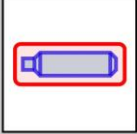

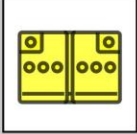





Legende

	Airbag		Karosserie- verstärkung		Steuergerät		Gastank
	Gas- generator		Überroll- schutz		12 V Batterie		Sicherheits- ventil
	Gurt- straffer		Gasdruck- dämpfer		Kraftstoff- tank		Fußgänger- schutzsystem

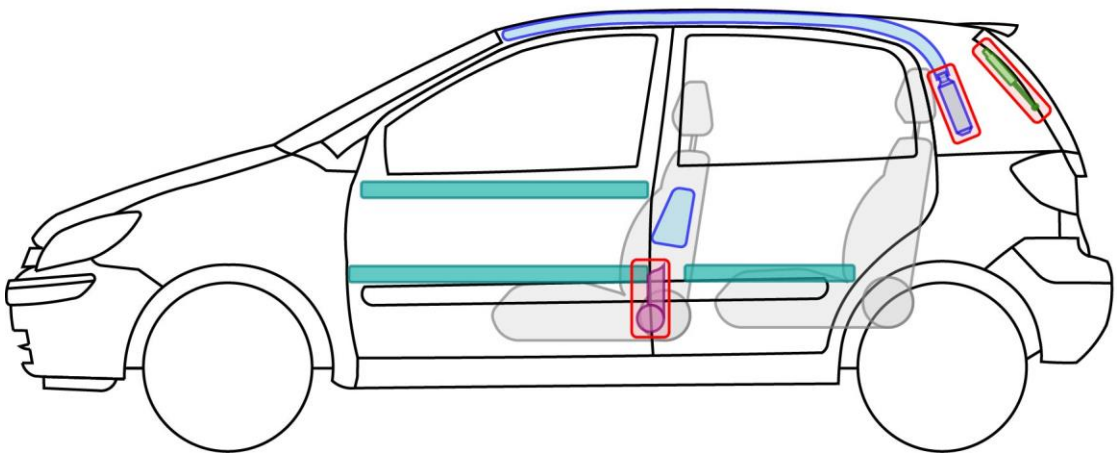
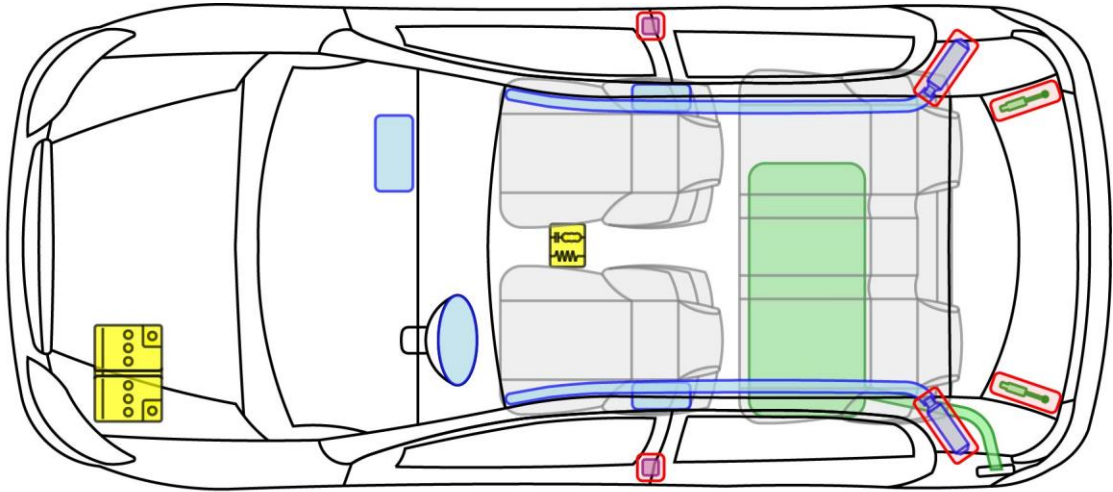
Genesis






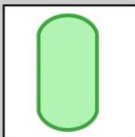
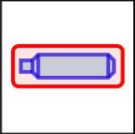

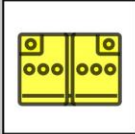

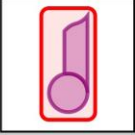



Legende

	Airbag		Karosserie- verstärkung		Steuergerät		Gastank
	Gas- generator		Überroll- schutz		12 V Batterie		Sicherheits- ventil
	Gurt- straffer		Gasdruck- dämpfer		Kraftstoff- tank		Fußgänger- schutzsystem

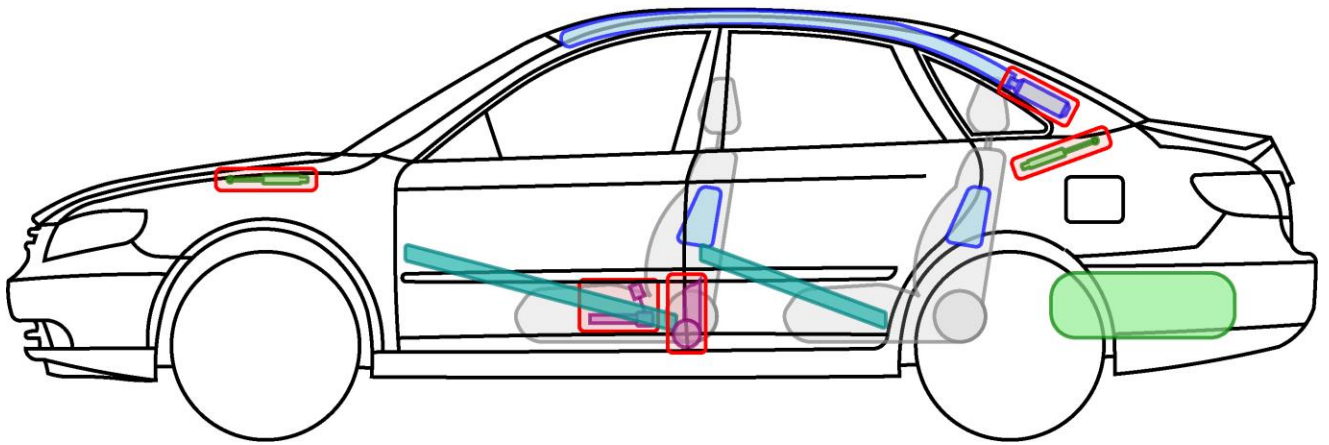
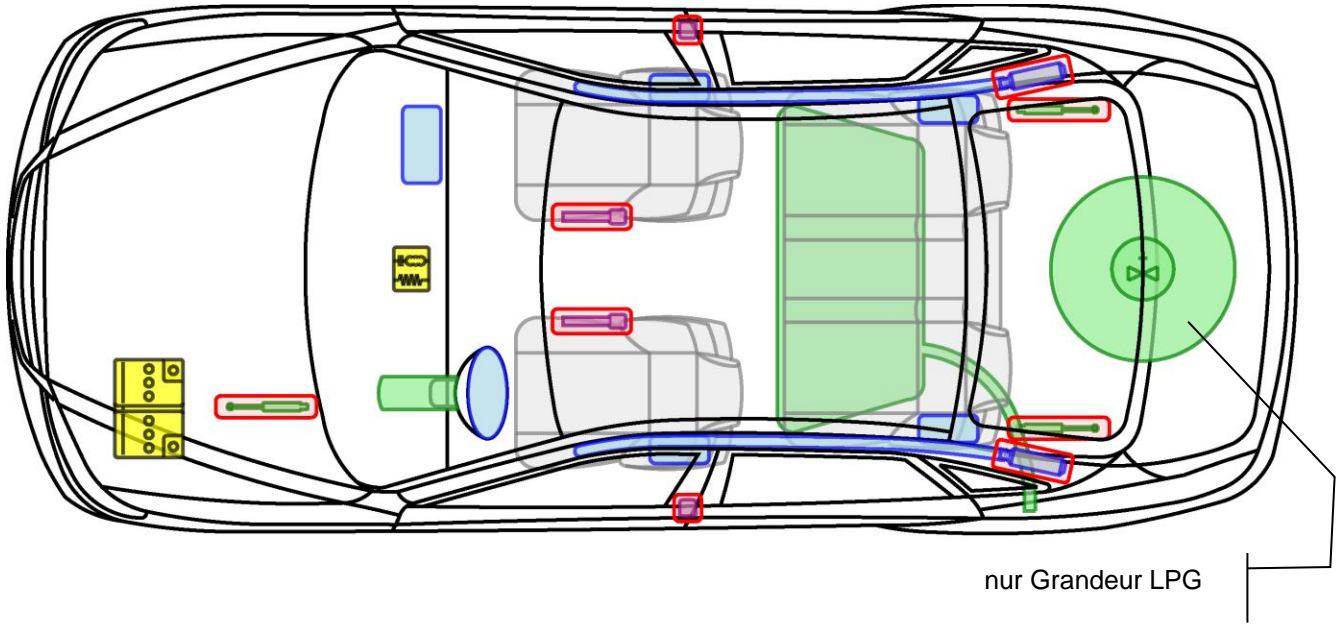
Getz







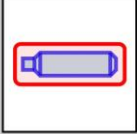

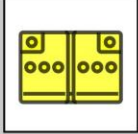





Legende

	Airbag		Karosserie- verstärkung		Steuergerät		Gastank
	Gas- generator		Überroll- schutz		12 V Batterie		Sicherheits- ventil
	Gurt- straffer		Gasdruck- dämpfer		Kraftstoff- tank		Fußgänger- schutzsystem

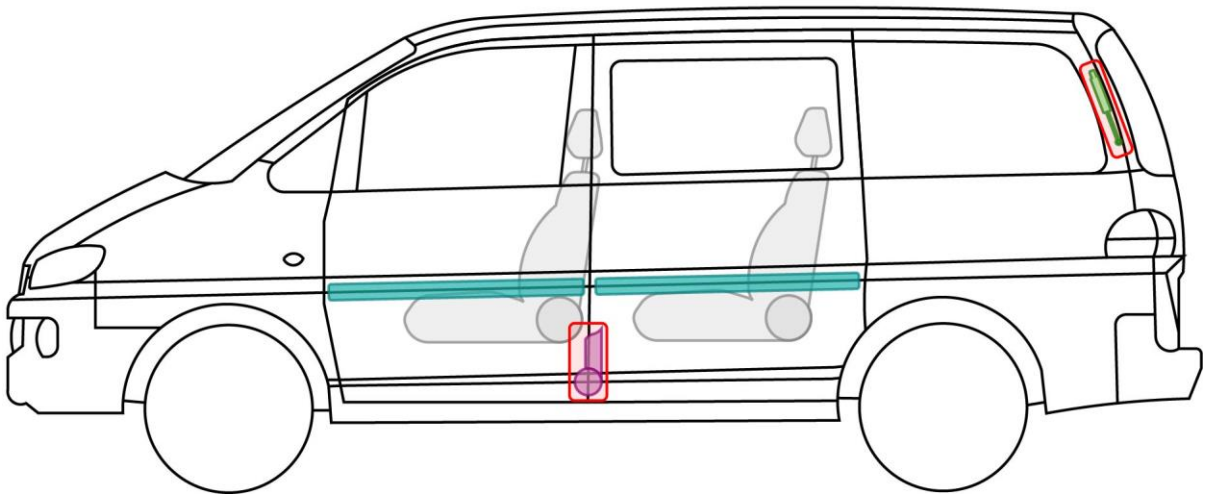
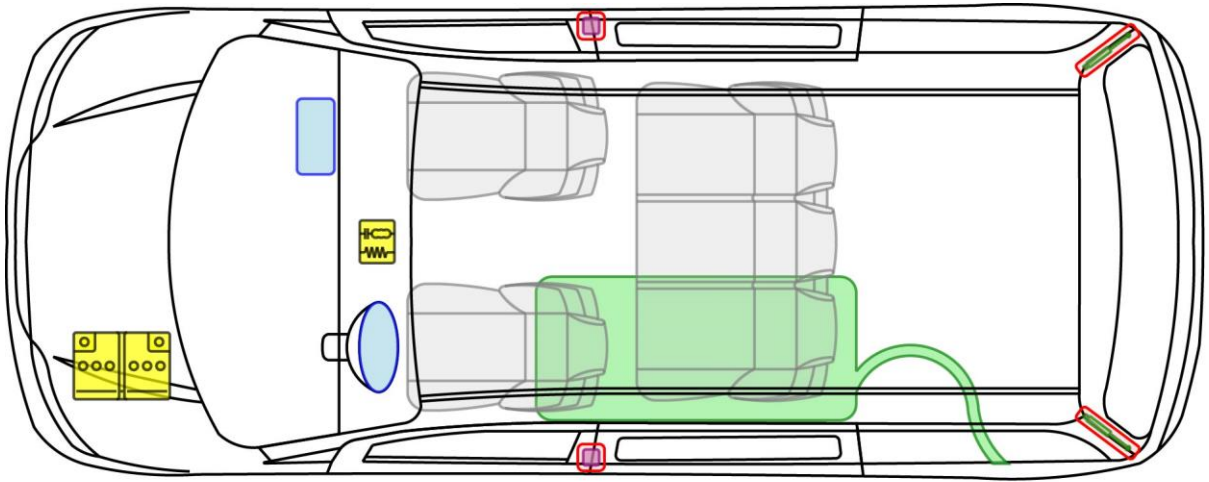
Getz







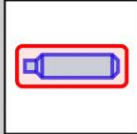

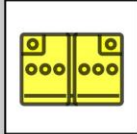

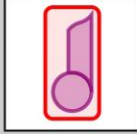



Legende

	Airbag		Karosserie- verstärkung		Steuergerät		Gastank
	Gas- generator		Überroll- schutz		12 V Batterie		Sicherheits- ventil
	Gurt- straffer		Gasdruck- dämpfer		Kraftstoff- tank		Fußgänger- schutzsystem

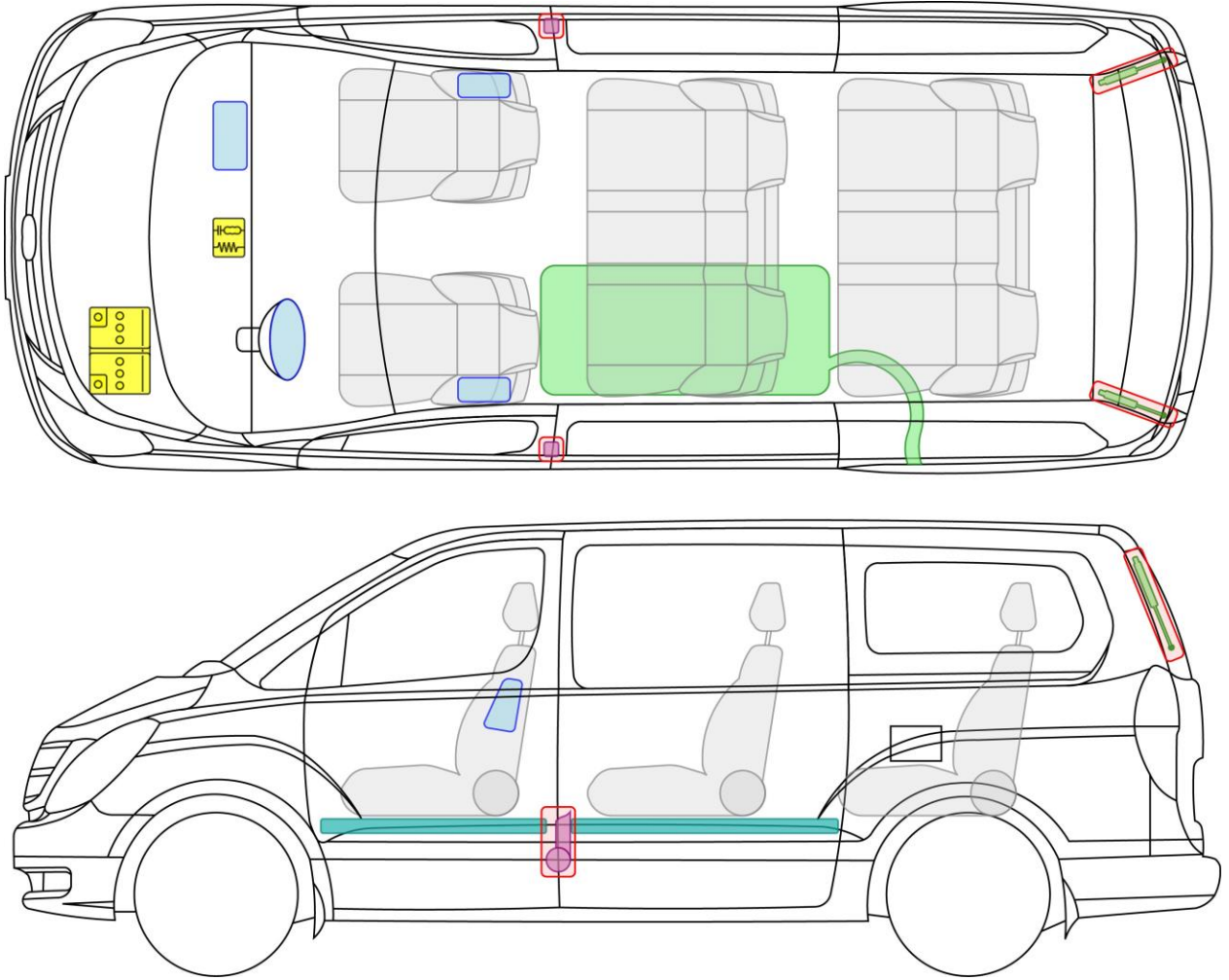
Grandeur







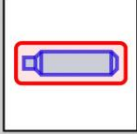

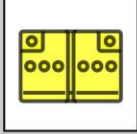

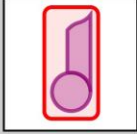



Legende

	Airbag		Karosserie- verstärkung		Steuergerät		Gastank
	Gas- generator		Überroll- schutz		12 V Batterie		Sicherheits- ventil
	Gurt- straffer		Gasdruck- dämpfer		Kraftstoff- tank		Fußgänger- schutzsystem

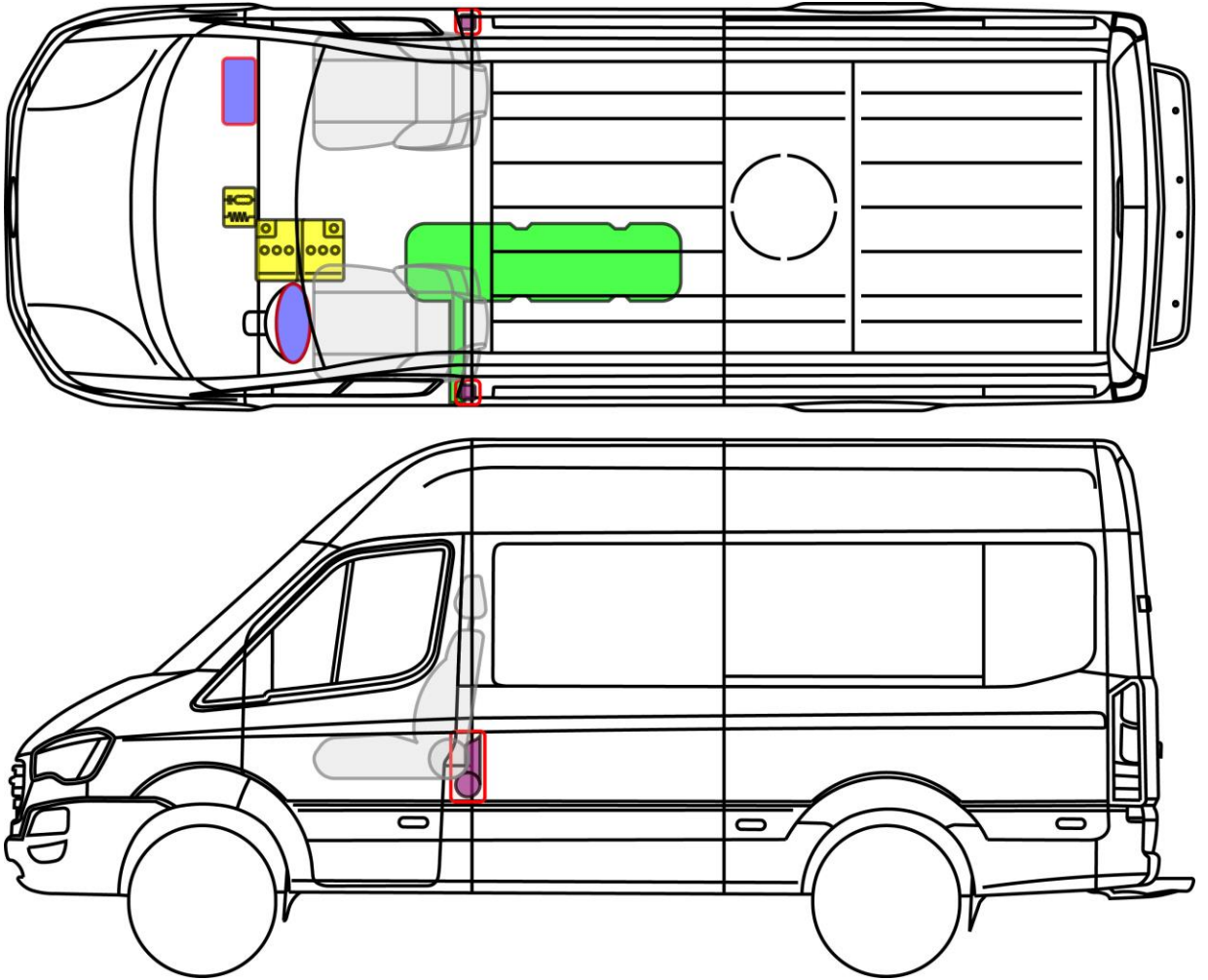
H-1






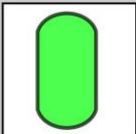
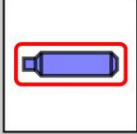

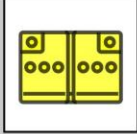

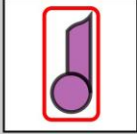



Legende

	Airbag		Karosserie- verstärkung		Steuergerät		Gastank
	Gas- generator		Überroll- schutz		12 V Batterie		Sicherheits- ventil
	Gurt- straffer		Gasdruck- dämpfer		Kraftstoff- tank		Fußgänger- schutzsystem

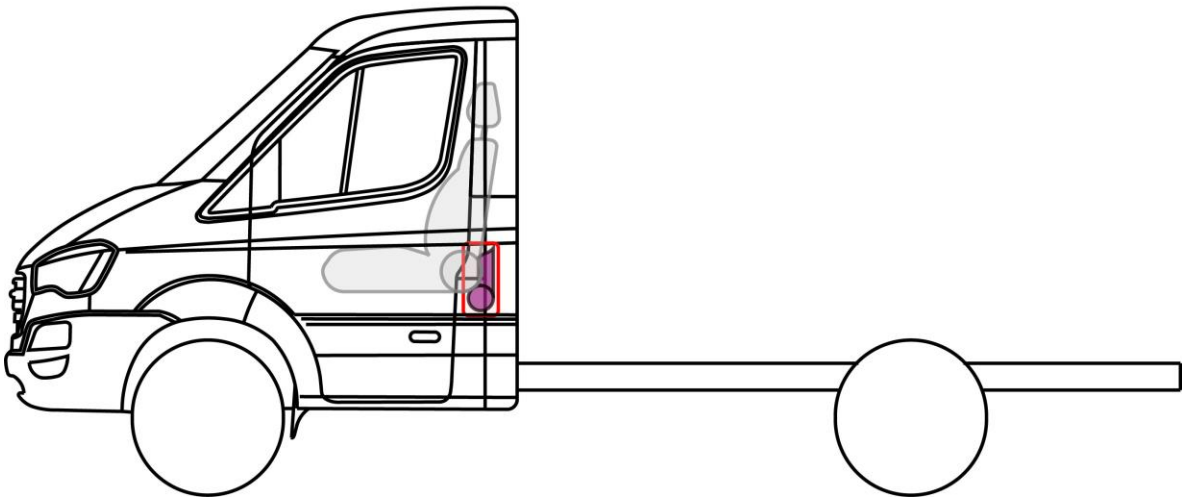
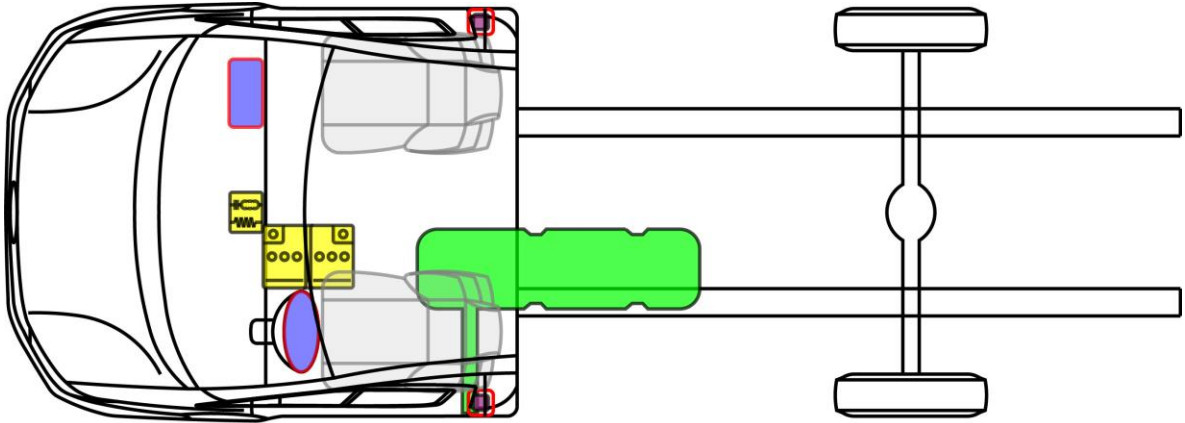
H-1






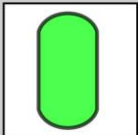




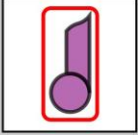



Legende

	Airbag		Karosserie- verstärkung		Steuergerät		Gastank
	Gas- generator		Überroll- schutz		12 V Batterie		Sicherheits- ventil
	Gurt- straffer		Gasdruck- dämpfer		Kraftstoff- tank		Fußgänger- schutzsystem

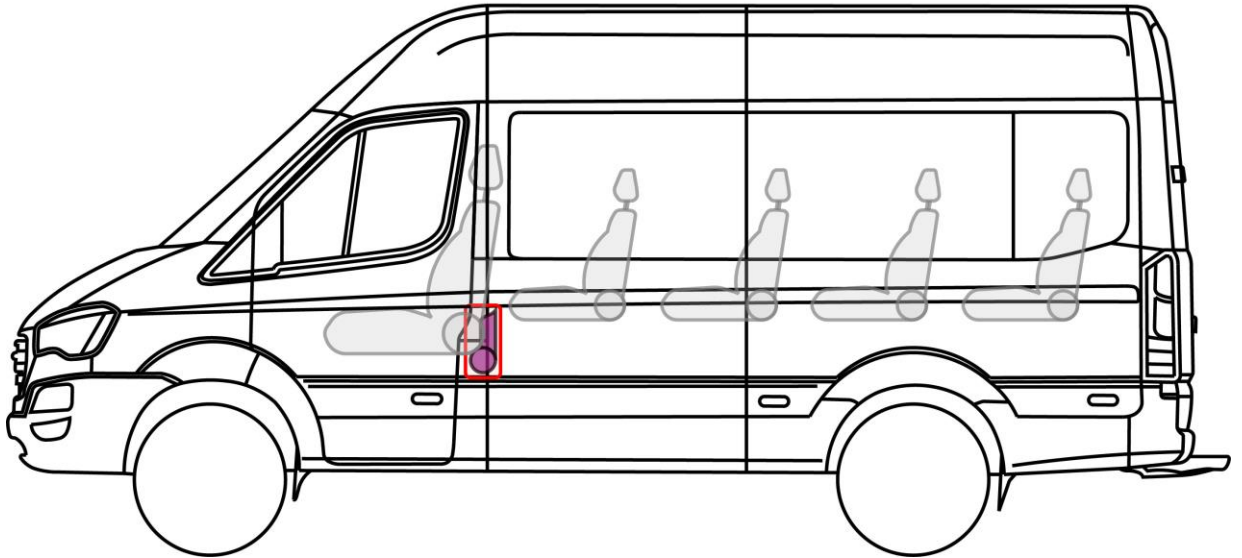
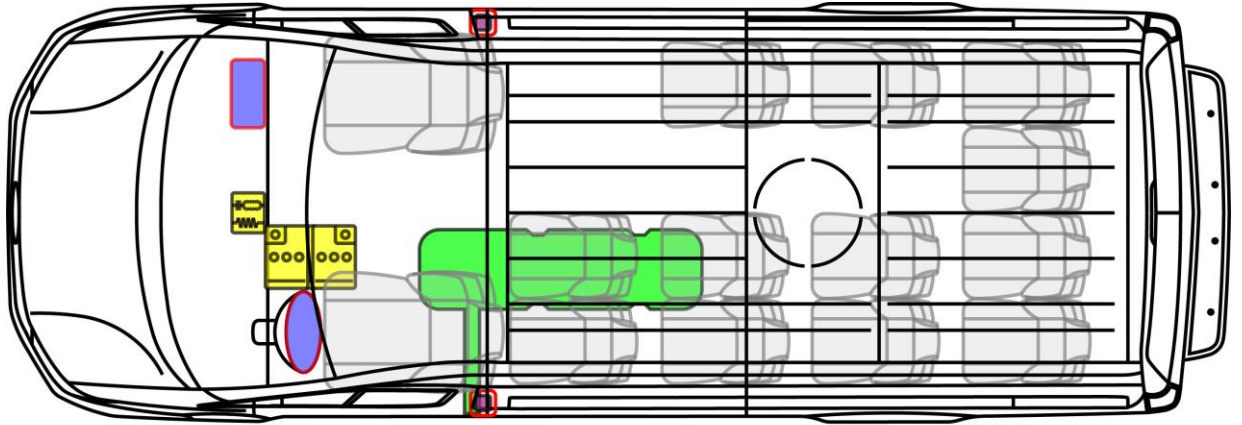
H-350






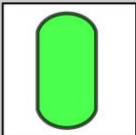
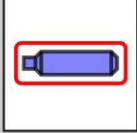

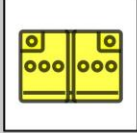

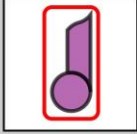



Legende

	Airbag		Karosserie- verstärkung		Steuergerät		Gastank
	Gas- generator		Überroll- schutz		12 V Batterie		Sicherheits- ventil
	Gurt- straffer		Gasdruck- dämpfer		Kraftstoff- tank		Fußgänger- schutzsystem

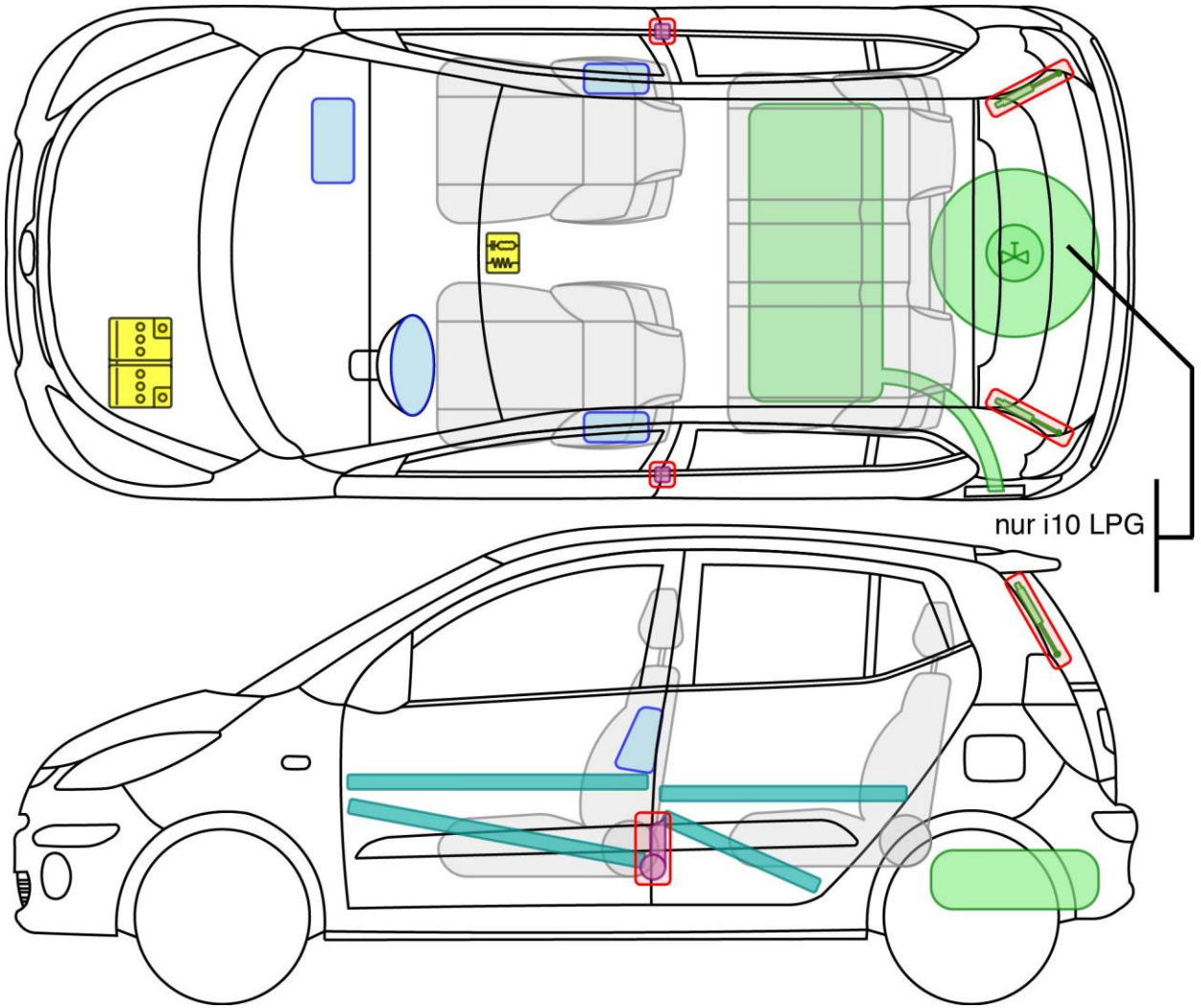
H-350






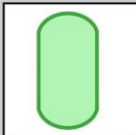
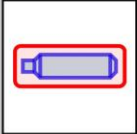



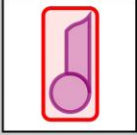



Legende

	Airbag		Karosserie- verstärkung		Steuergerät		Gastank
	Gas- generator		Überroll- schutz		12 V Batterie		Sicherheits- ventil
	Gurt- straffer		Gasdruck- dämpfer		Kraftstoff- tank		Fußgänger- schutzsystem

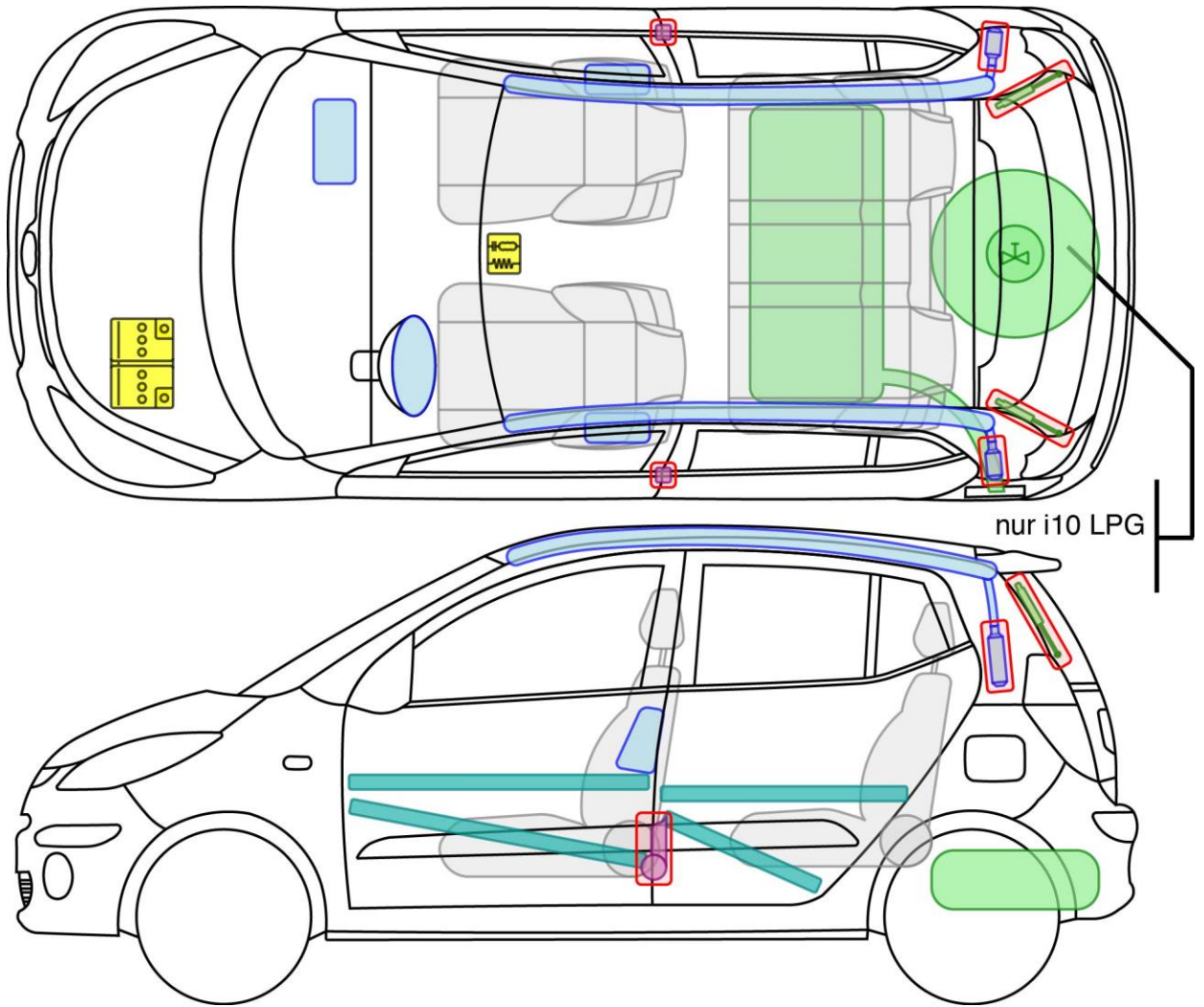
H-350






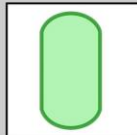
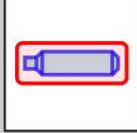

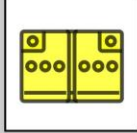

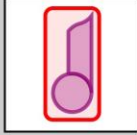



Legende

	Airbag		Karosserie- verstärkung		Steuergerät		Gastank
	Gas- generator		Überroll- schutz		12 V Batterie		Sicherheits- ventil
	Gurt- straffer		Gasdruck- dämpfer		Kraftstoff- tank		Fußgänger- schutzsystem

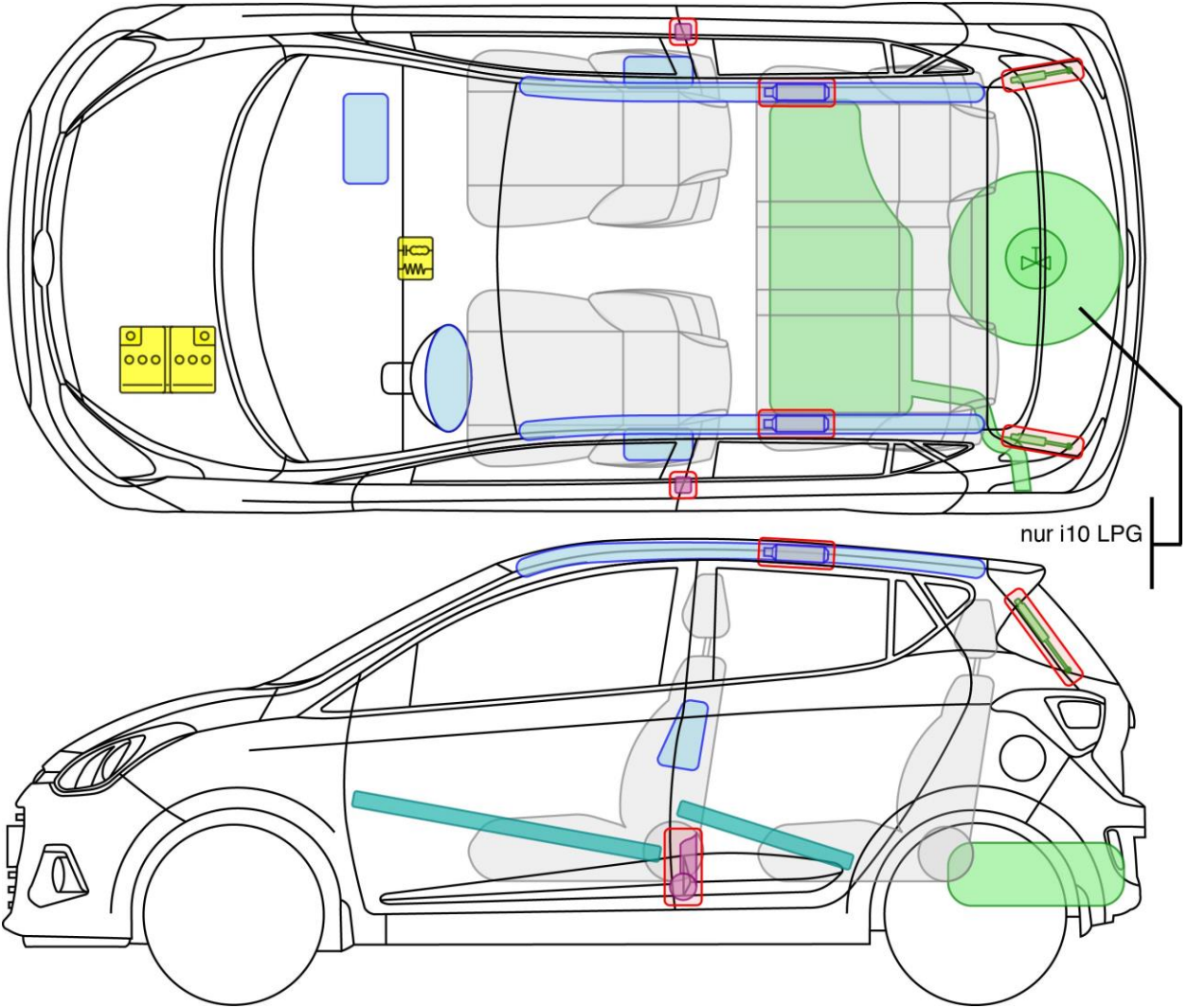
i10







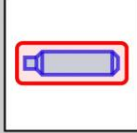

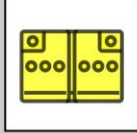

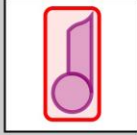



Legende

	Airbag		Karosserie- verstärkung		Steuergerät		Gastank
	Gas- generator		Überroll- schutz		12 V Batterie		Sicherheits- ventil
	Gurt- straffer		Gasdruck- dämpfer		Kraftstoff- tank		Fußgänger- schutzsystem

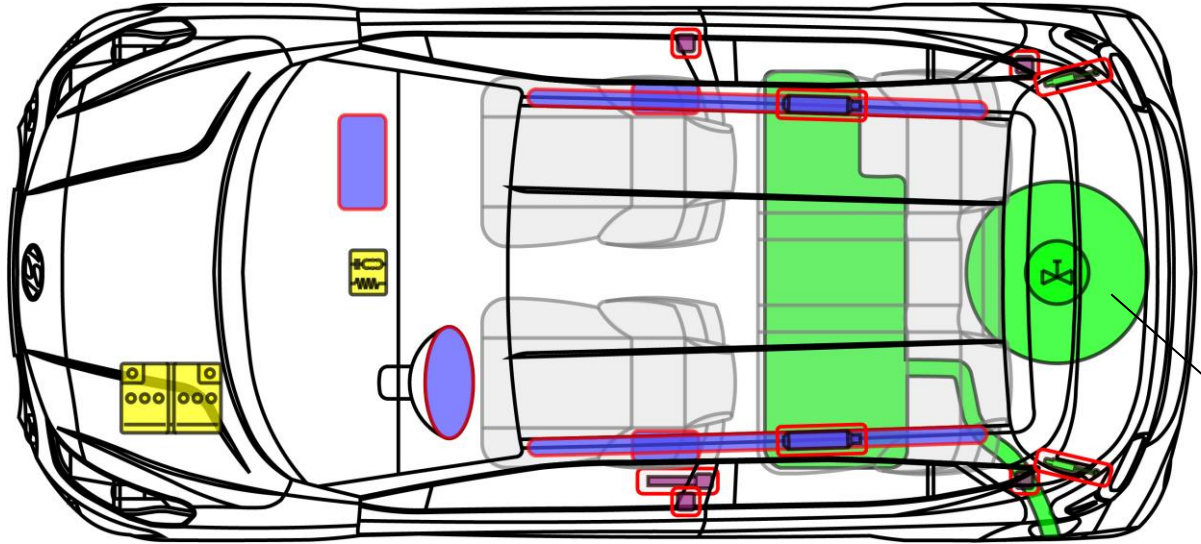
i10



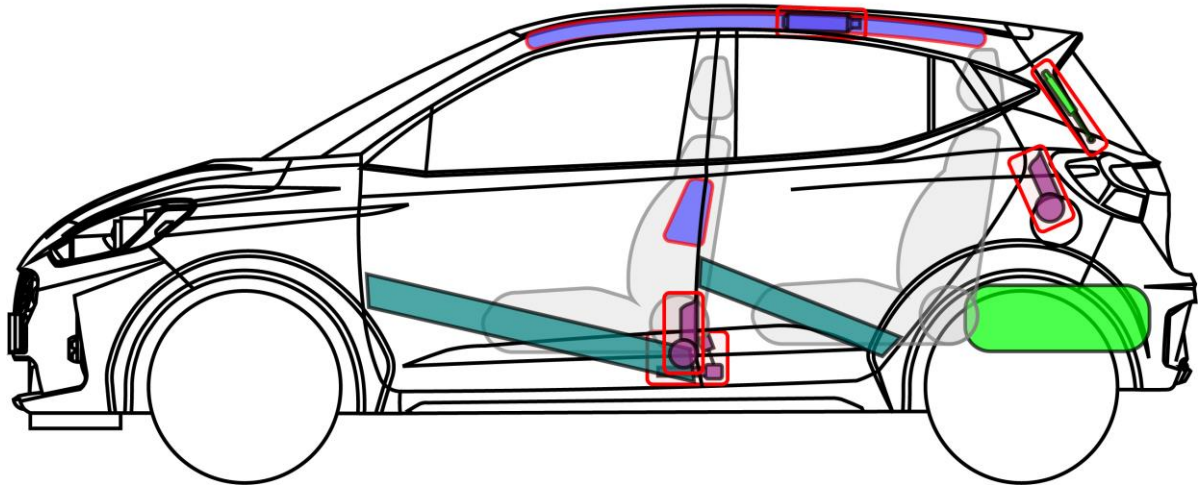
Legende

	Airbag		Karosserie- verstärkung		Steuergerät		Gastank
	Gas- generator		Überroll- schutz		12 V Batterie		Sicherheits- ventil
	Gurt- straffer		Gasdruck- dämpfer		Kraftstoff- tank		Fußgänger- schutzsystem




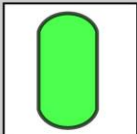
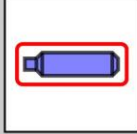

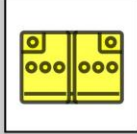

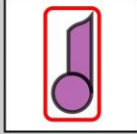



i10



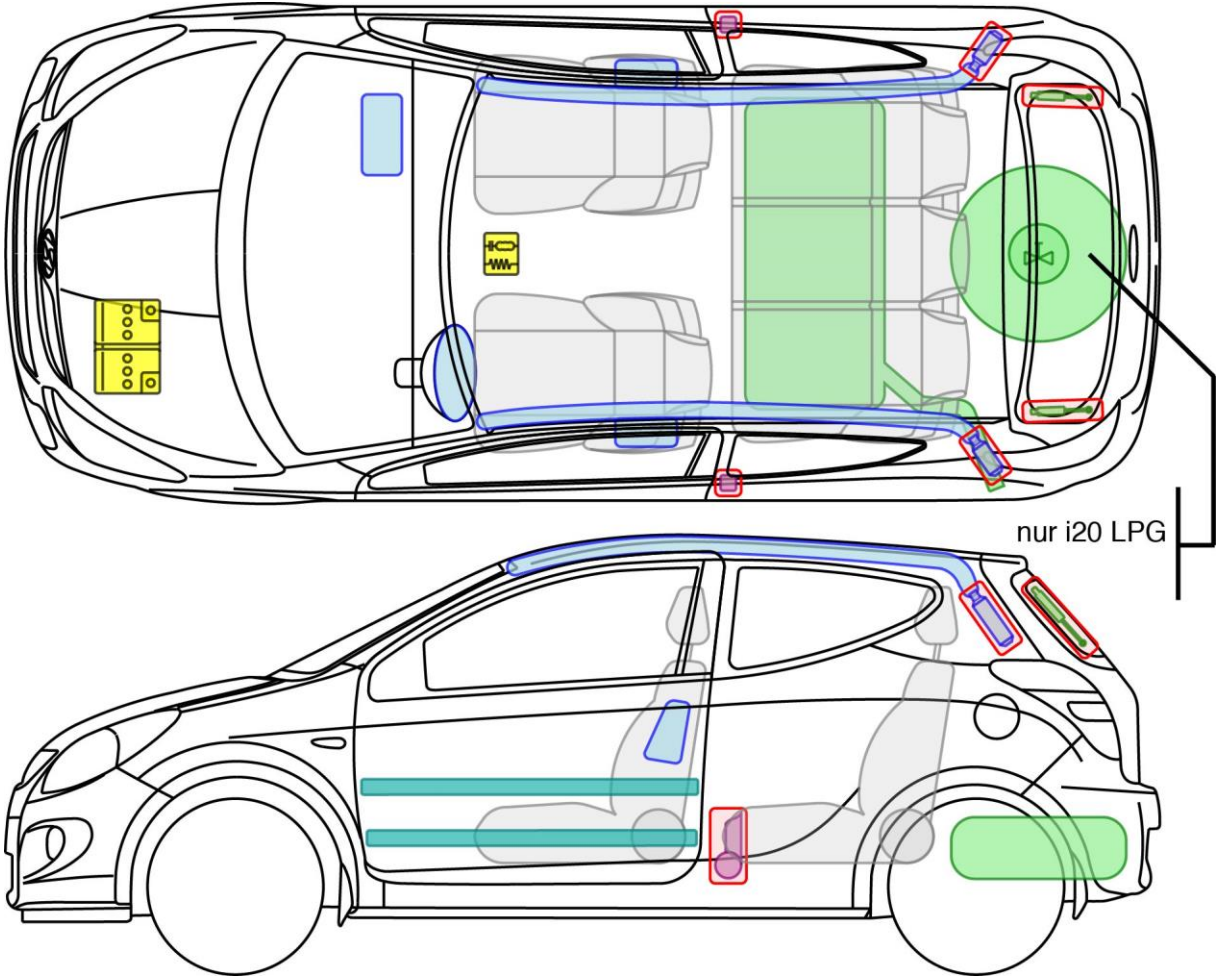
nur i10 LPG







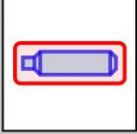

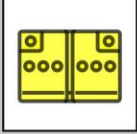

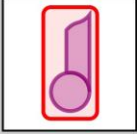



Legende

	Airbag		Karosserie- verstärkung		Steuergerät		Gastank
	Gas- generator		Überroll- schutz		12 V Batterie		Sicherheits- ventil
	Gurt- straffer		Gasdruck- dämpfer		Kraftstoff- tank		Fußgänger- schutzsystem

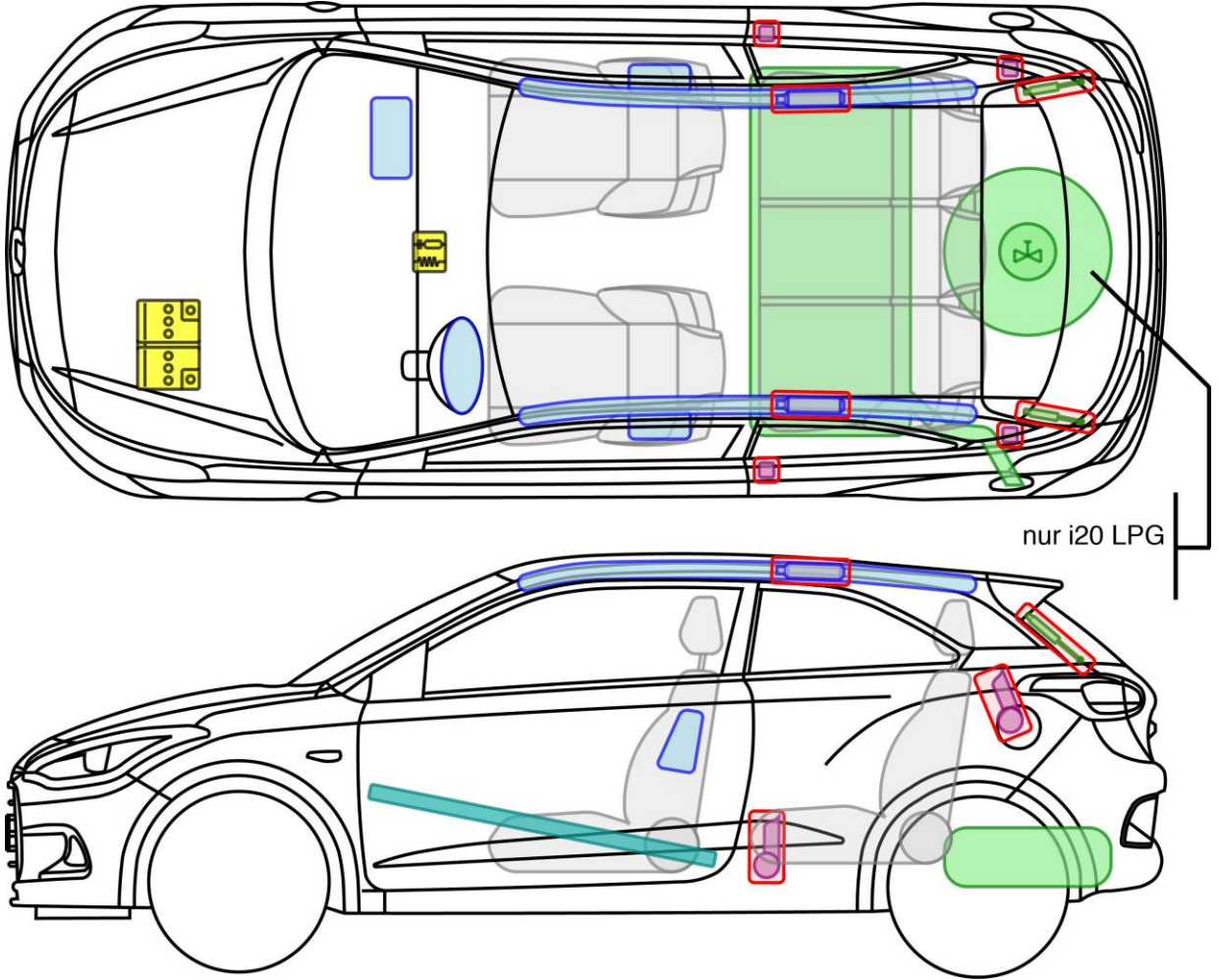
i10







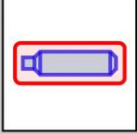

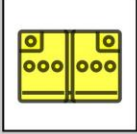

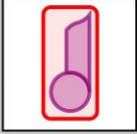



Legende

	Airbag		Karosserie- verstärkung		Steuergerät		Gastank
	Gas- generator		Überroll- schutz		12 V Batterie		Sicherheits- ventil
	Gurt- straffer		Gasdruck- dämpfer		Kraftstoff- tank		Fußgänger- schutzsystem

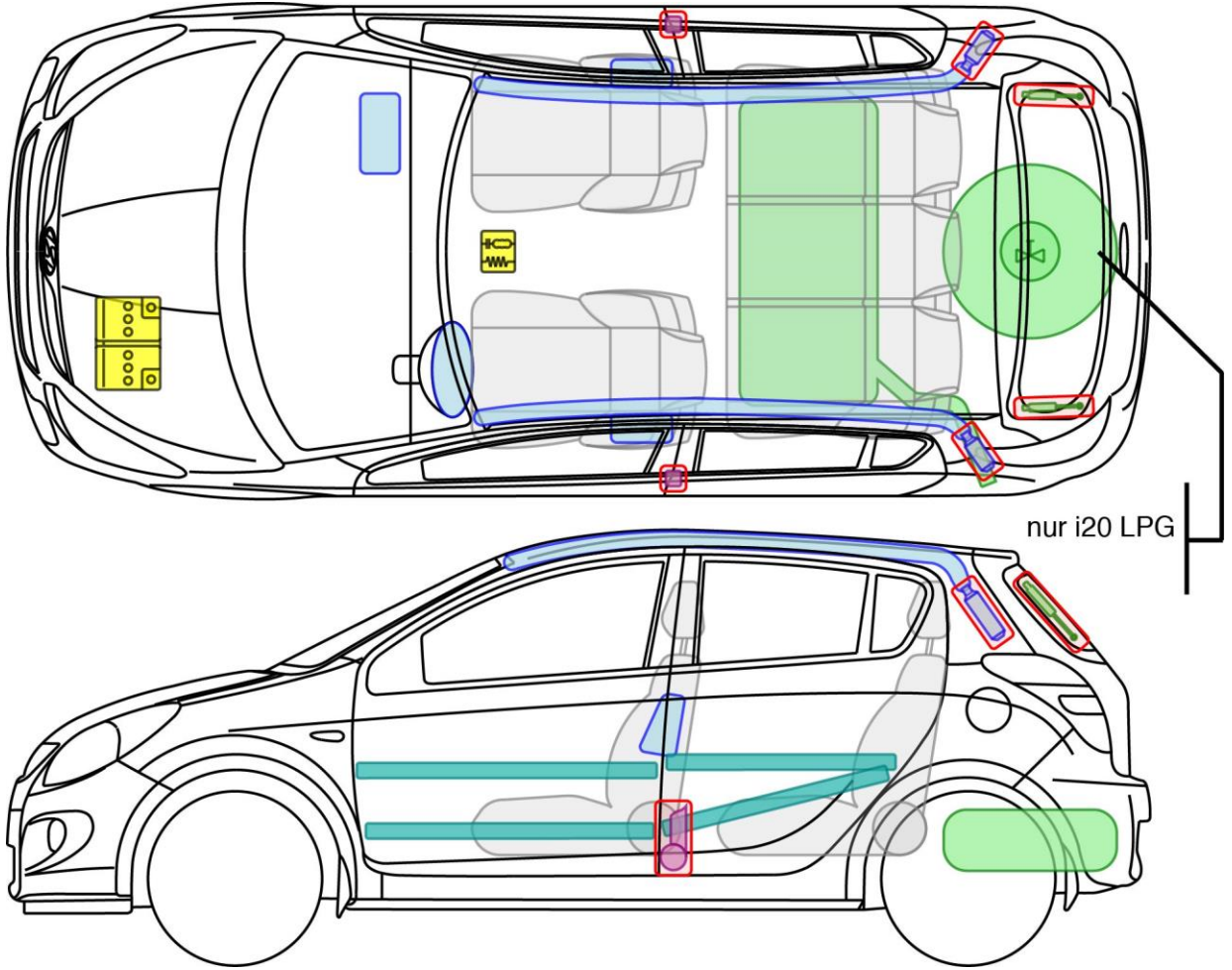
i20







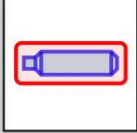

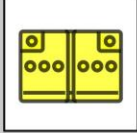

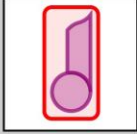



Legende

	Airbag		Karosserie- verstärkung		Steuergerät		Gastank
	Gas- generator		Überroll- schutz		12 V Batterie		Sicherheits- ventil
	Gurt- straffer		Gasdruck- dämpfer		Kraftstoff- tank		Fußgänger- schutzsystem

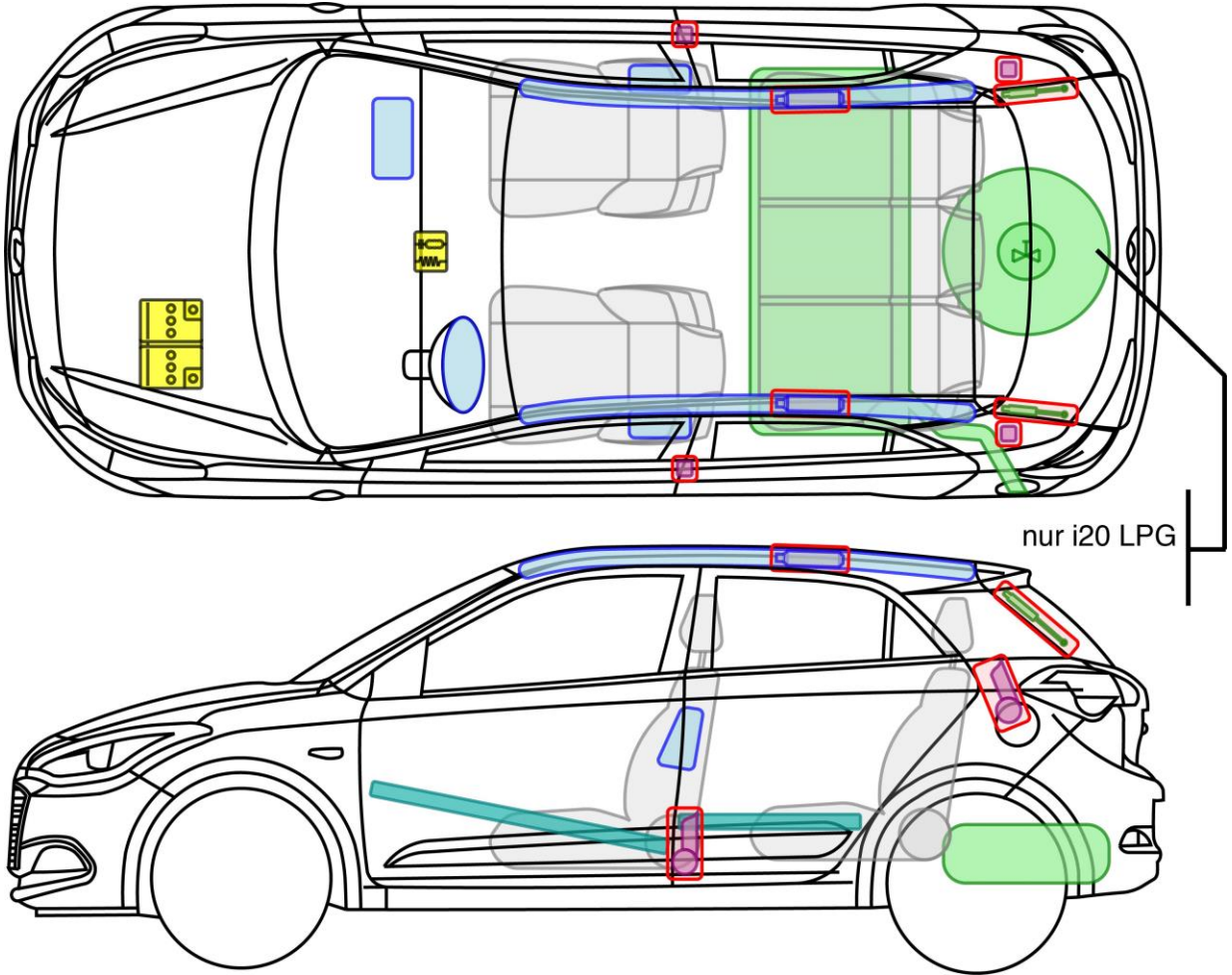
i20 Coupe



Legende




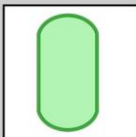
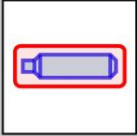

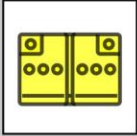

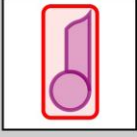



	Airbag		Karosserie- verstärkung		Steuergerät		Gastank
	Gas- generator		Überroll- schutz		12 V Batterie		Sicherheits- ventil
	Gurt- straffer		Gasdruck- dämpfer		Kraftstoff- tank		Fußgänger- schutzsystem

i20

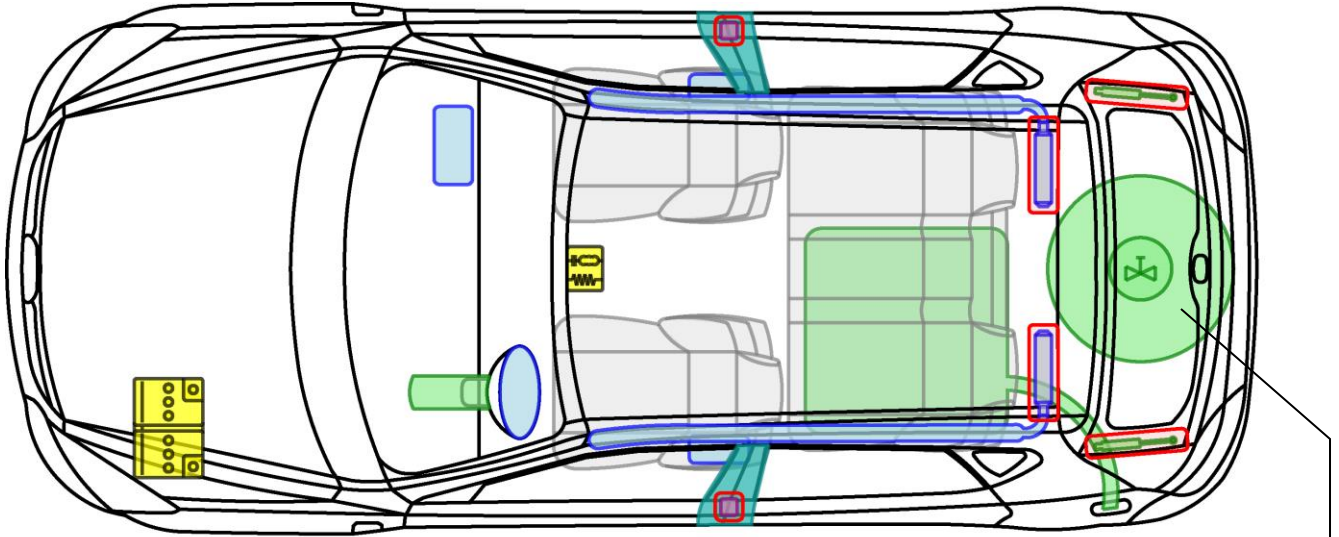


nur i20 LPG

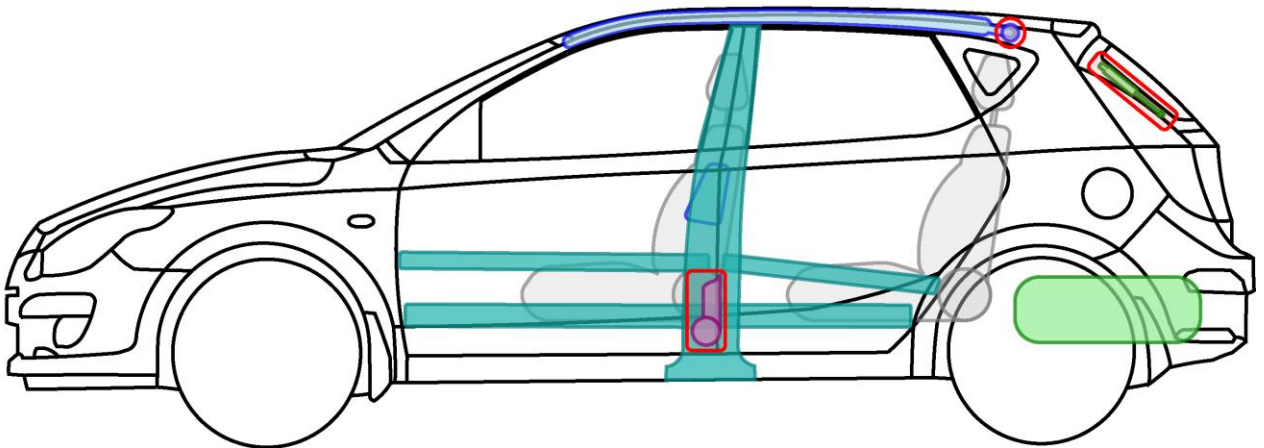
Legende

	Airbag		Karosserie- verstärkung		Steuergerät		Gastank
	Gas- generator		Überroll- schutz		12 V Batterie		Sicherheits- ventil
	Gurt- straffer		Gasdruck- dämpfer		Kraftstoff- tank		Fußgänger- schutzsystem





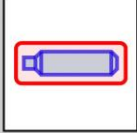

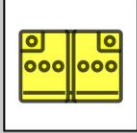

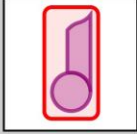



i20



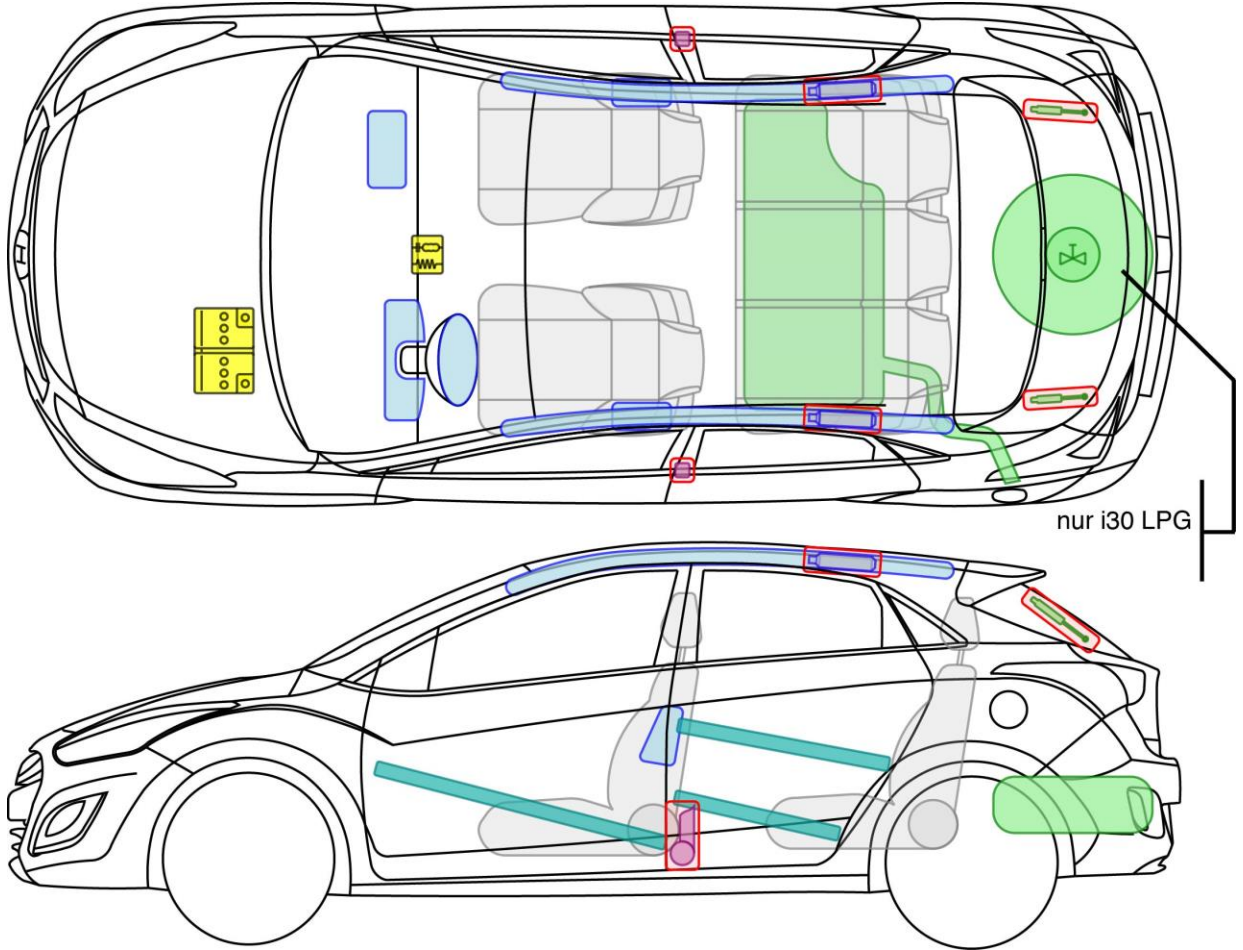
nur i30 LPG















Legende

	Airbag		Karosserie-verstärkung		Steuergerät		Gastank
	Gas-generator		Überroll-schutz		12 V Batterie		Sicherheits-ventil
	Gurt-straffer		Gasdruck-dämpfer		Kraftstoff-tank		Fußgänger-schutzsystem

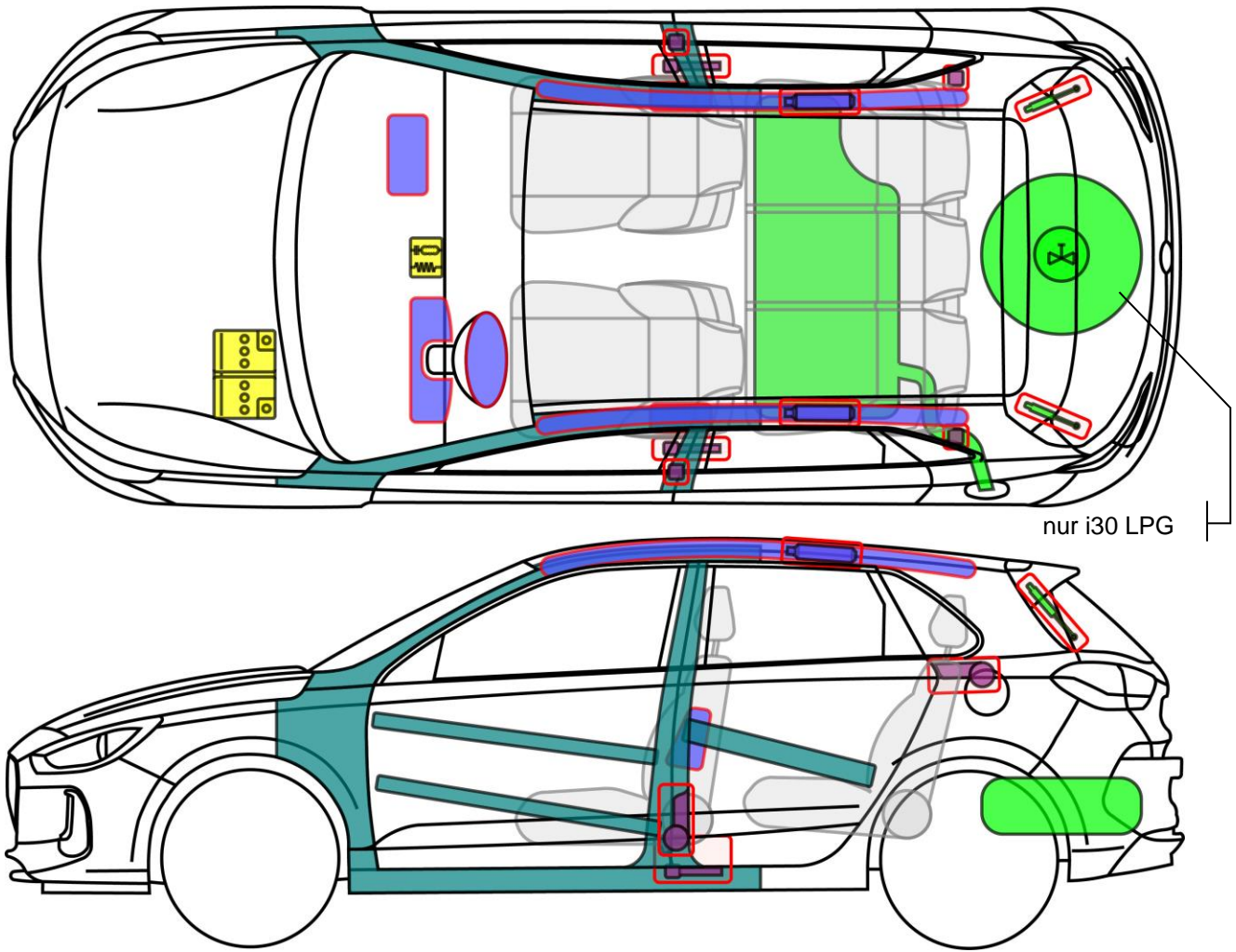
i30



Legende




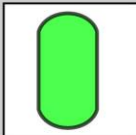
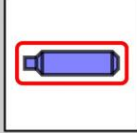

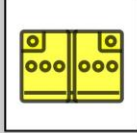

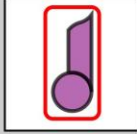



	Airbag		Karosserie- verstärkung		Steuergerät		Gastank
	Gas- generator		Überroll- schutz		12 V Batterie		Sicherheits- ventil
	Gurt- straffer		Gasdruck- dämpfer		Kraftstoff- tank		Fußgänger- schutzsystem

i30

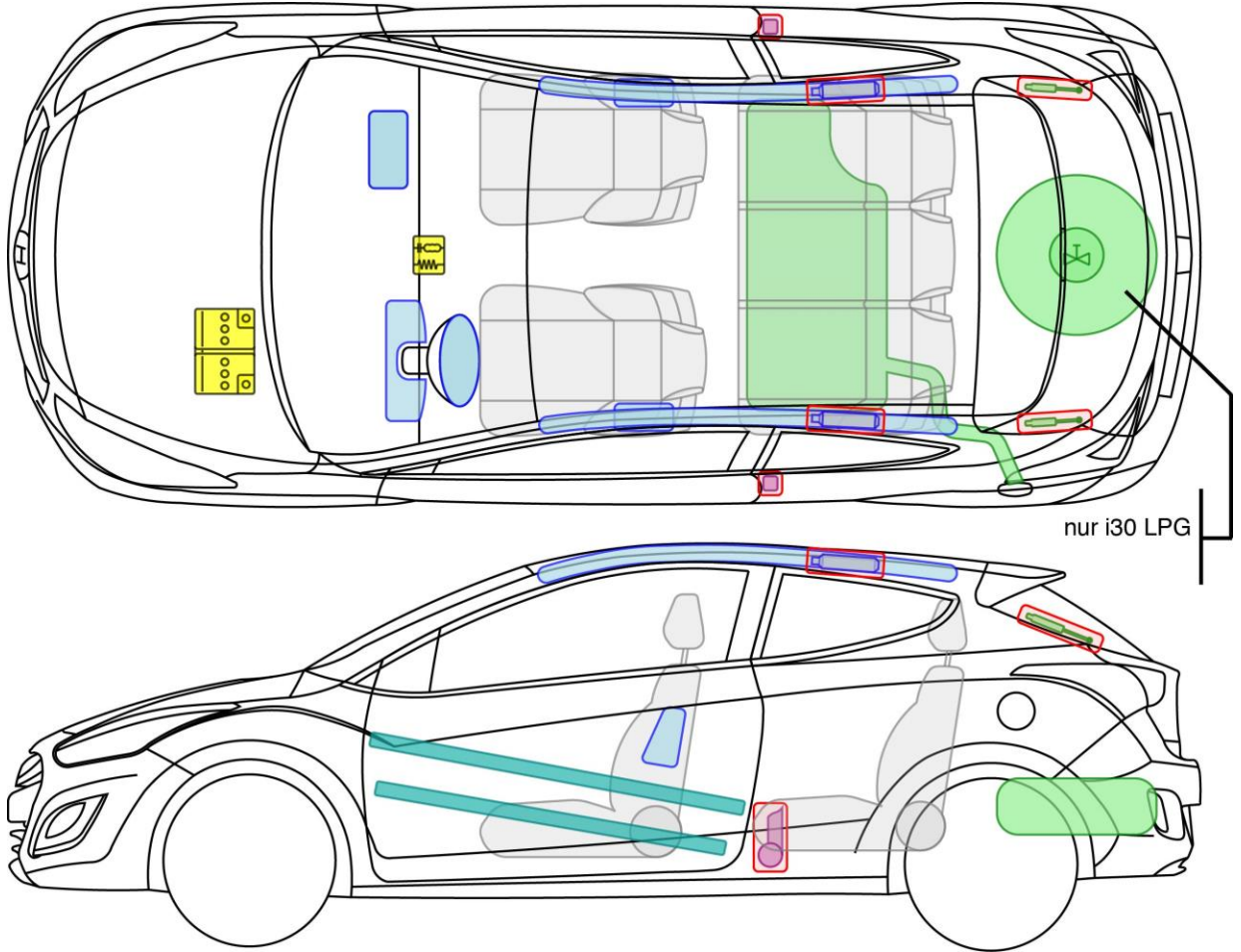


nur i30 LPG




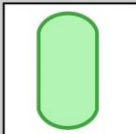
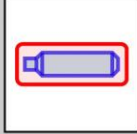

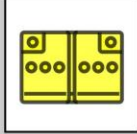

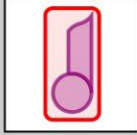



Legende

	Airbag		Karosserie- verstärkung		Steuergerät		Gastank
	Gas- generator		Überroll- schutz		12 V Batterie		Sicherheits- ventil
	Gurt- straffer		Gasdruck- dämpfer		Kraftstoff- tank		Fußgänger- schutzsystem

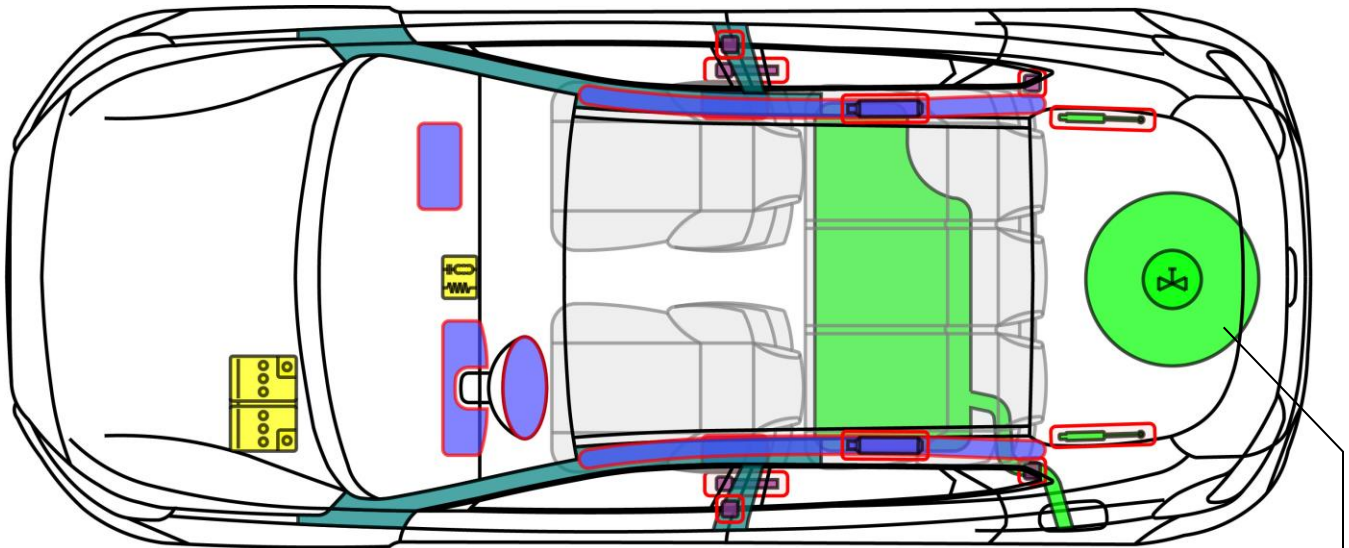
i30



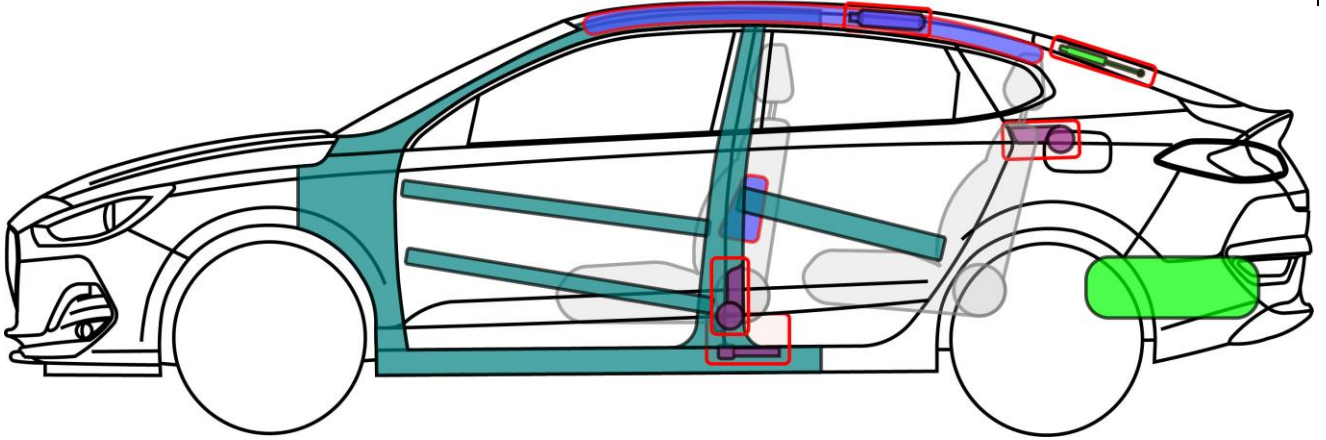
Legende

	Airbag		Karosserie- verstärkung		Steuergerät		Gastank
	Gas- generator		Überroll- schutz		12 V Batterie		Sicherheits- ventil
	Gurt- straffer		Gasdruck- dämpfer		Kraftstoff- tank		Fußgänger- schutzsystem




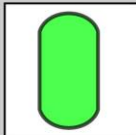
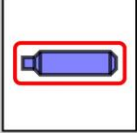

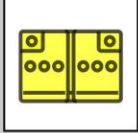

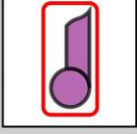



i30 Coupe



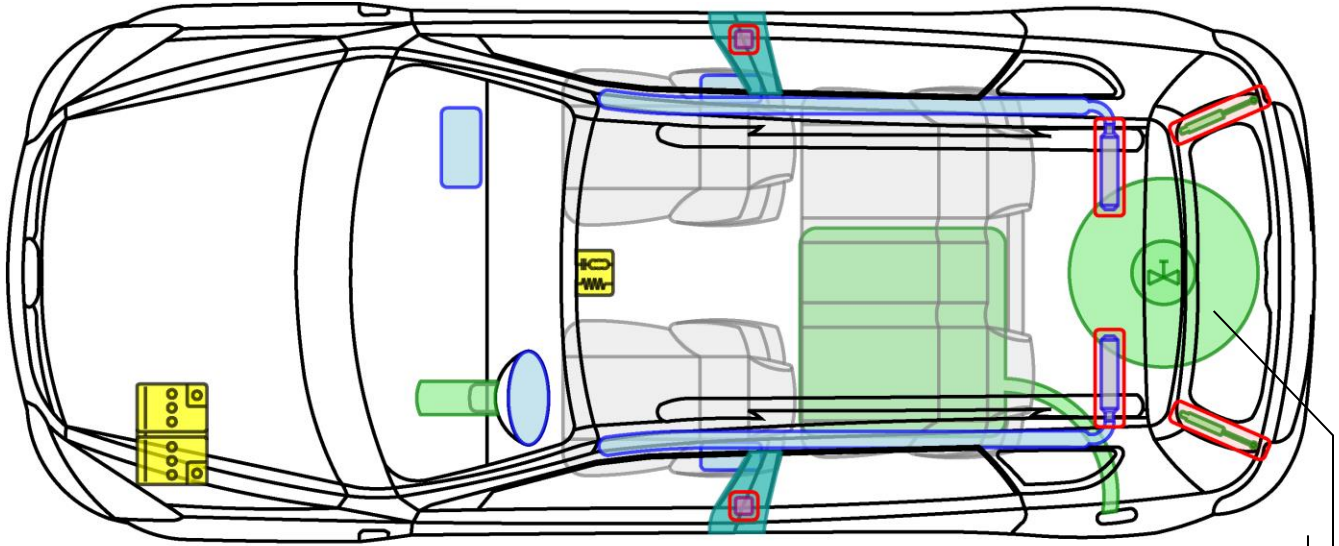
nur i30 LPG



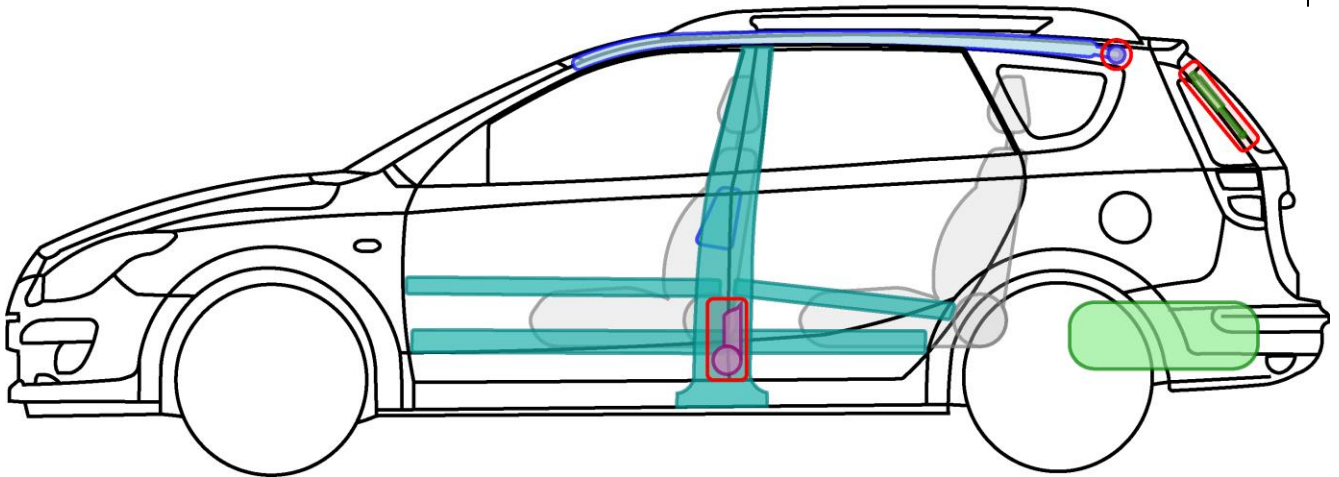
Legende

	Airbag		Karosserie- verstärkung		Steuergerät		Gastank
	Gas- generator		Überroll- schutz		12 V Batterie		Sicherheits- ventil
	Gurt- straffer		Gasdruck- dämpfer		Kraftstoff- tank		Fußgänger- schutzsystem





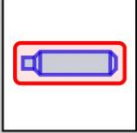

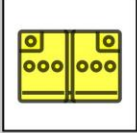

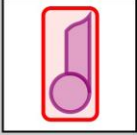



i30 Fastback



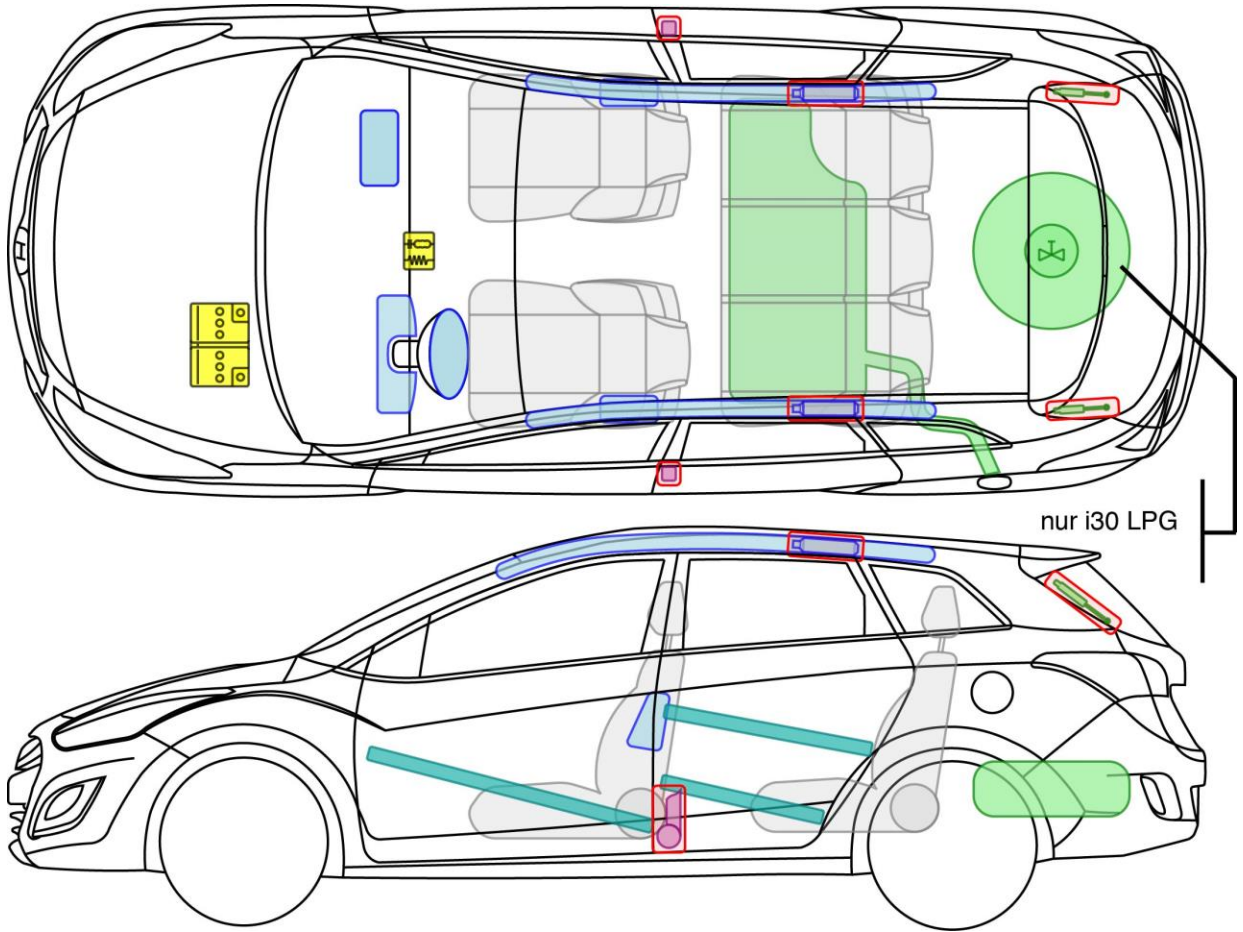
nur i30cw LPG






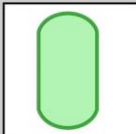
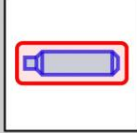

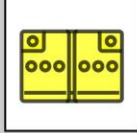

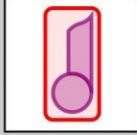



Legende

	Airbag		Karosserie- verstärkung		Steuergerät		Gastank
	Gas- generator		Überroll- schutz		12 V Batterie		Sicherheits- ventil
	Gurt- straffer		Gasdruck- dämpfer		Kraftstoff- tank		Fußgänger- schutzsystem

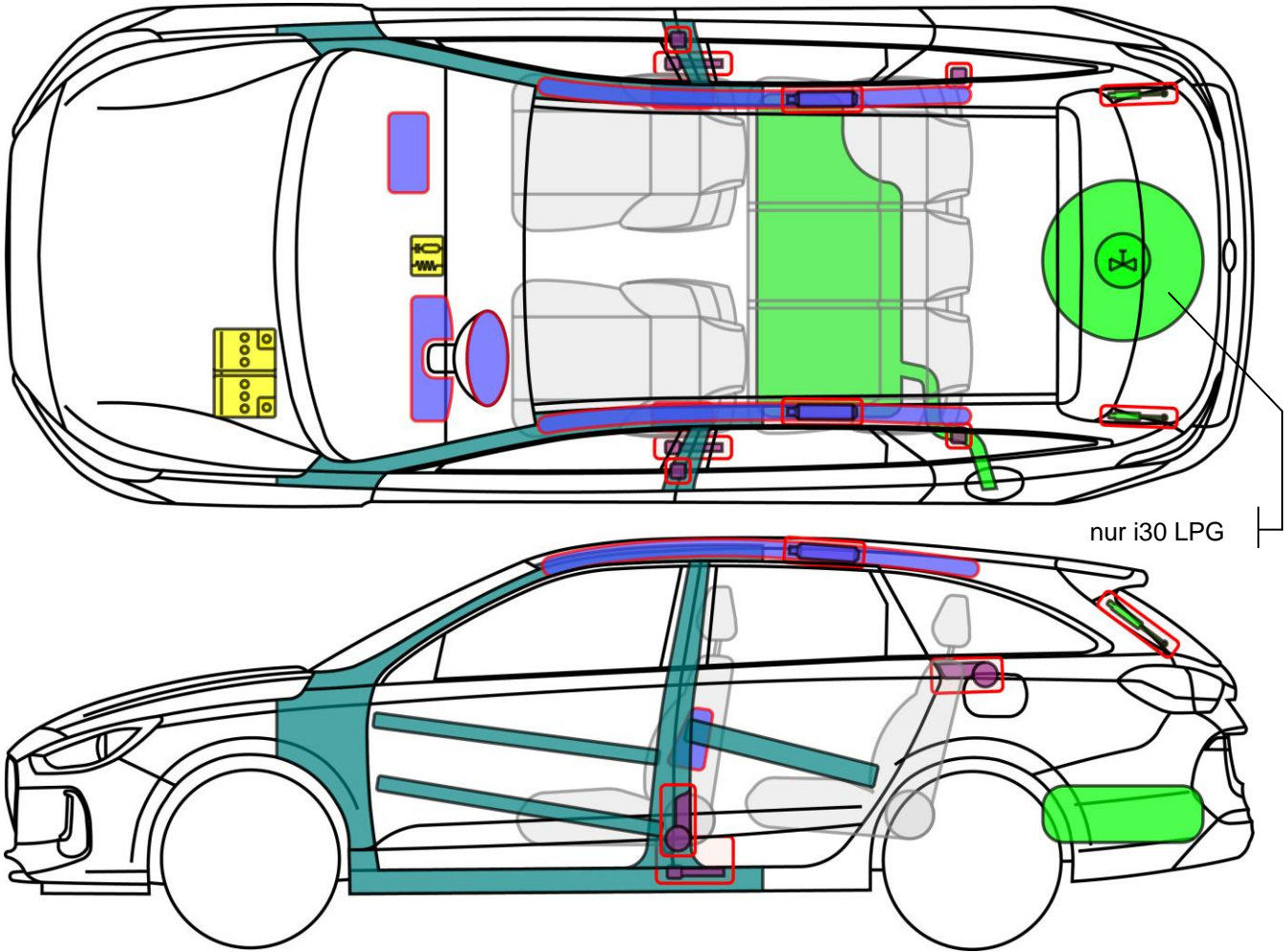
i30cw







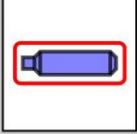

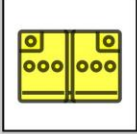

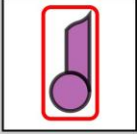



Legende

	Airbag		Karosserie- verstärkung		Steuergerät		Gastank
	Gas- generator		Überroll- schutz		12 V Batterie		Sicherheits- ventil
	Gurt- straffer		Gasdruck- dämpfer		Kraftstoff- tank		Fußgänger- schutzsystem

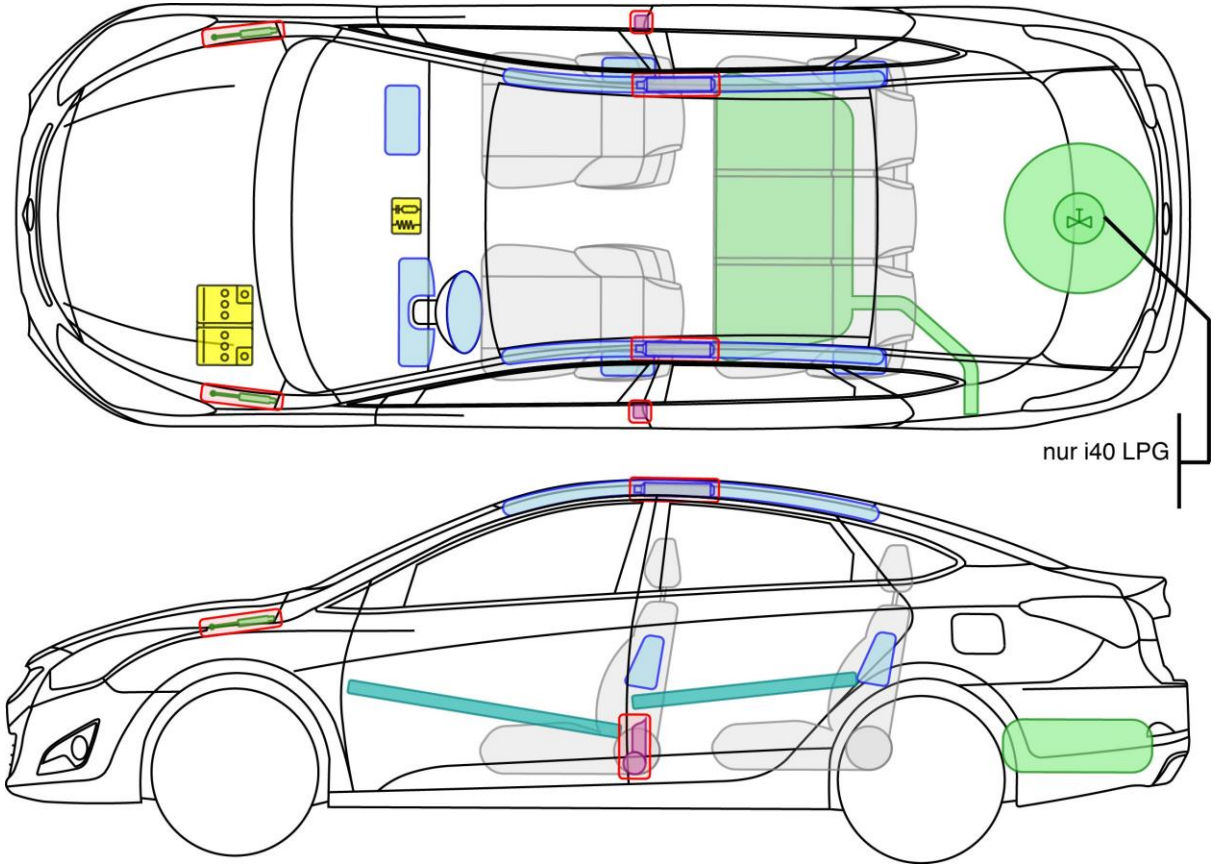
i30cw







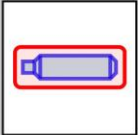

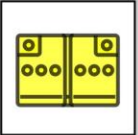





Legende

	Airbag		Karosserie- verstärkung		Steuergerät		Gastank
	Gas- generator		Überroll- schutz		12 V Batterie		Sicherheits- ventil
	Gurt- straffer		Gasdruck- dämpfer		Kraftstoff- tank		Fußgänger- schutzsystem

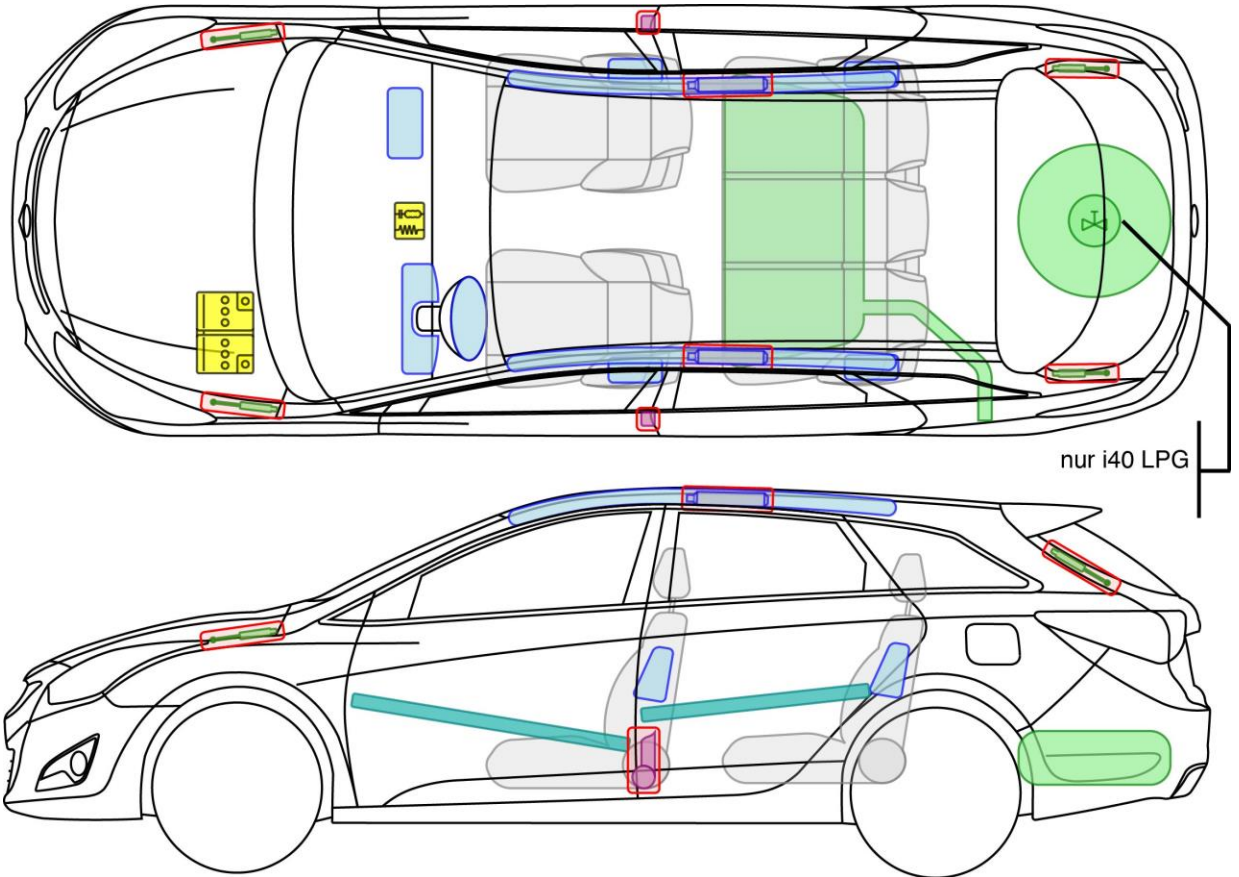
i30cw



Legende





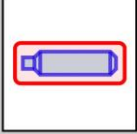

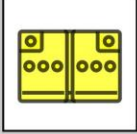

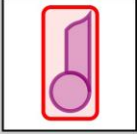



	Airbag		Karosserie- verstärkung		Steuergerät		Gastank
	Gas- generator		Überroll- schutz		12 V Batterie		Sicherheits- ventil
	Gurt- straffer		Gasdruck- dämpfer		Kraftstoff- tank		Fußgänger- schutzsystem

i40

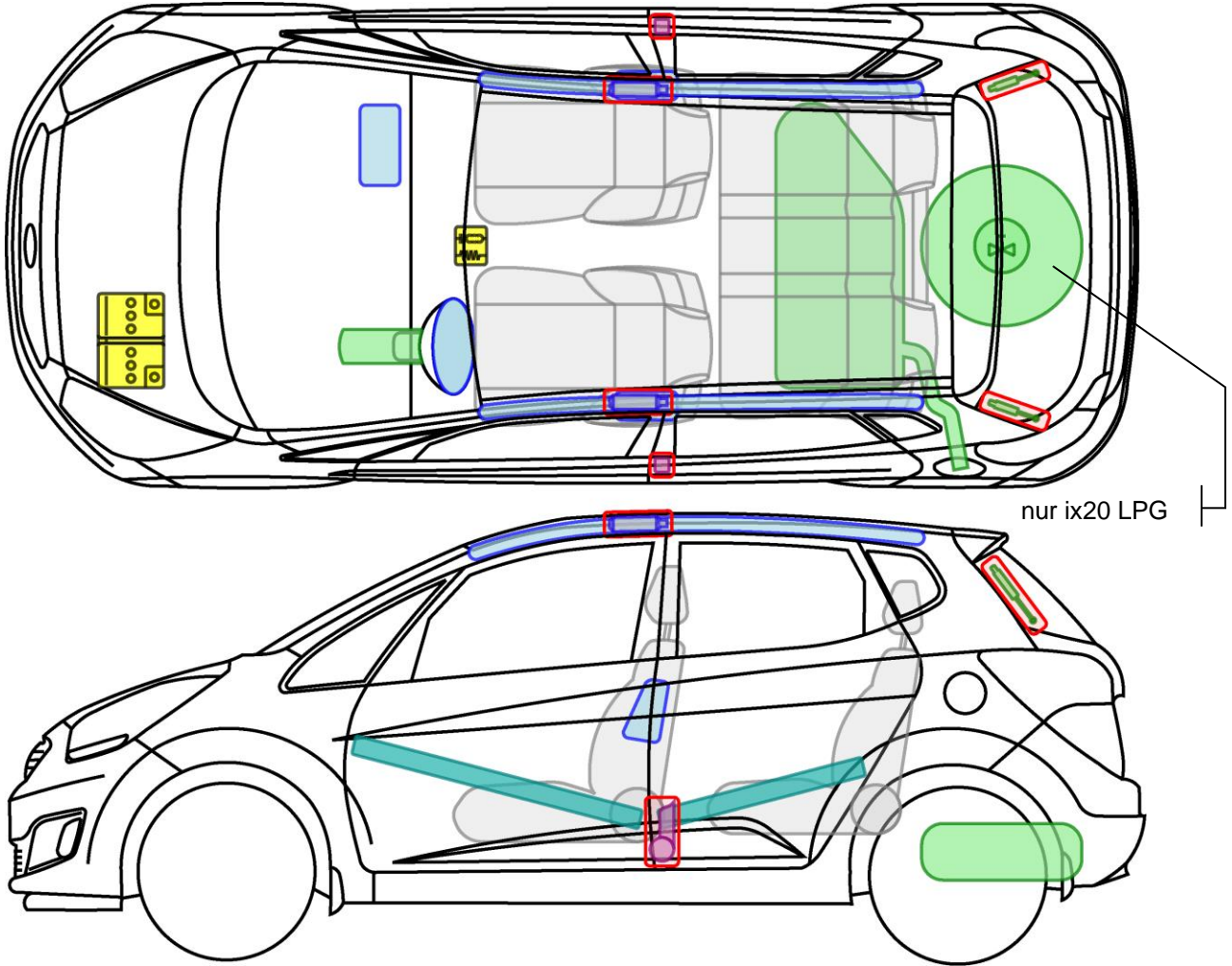


nur i40 LPG





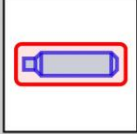

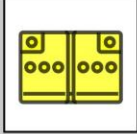





Legende

	Airbag		Karosserie- verstärkung		Steuergerät		Gastank
	Gas- generator		Überroll- schutz		12 V Batterie		Sicherheits- ventil
	Gurt- straffer		Gasdruck- dämpfer		Kraftstoff- tank		Fußgänger- schutzsystem

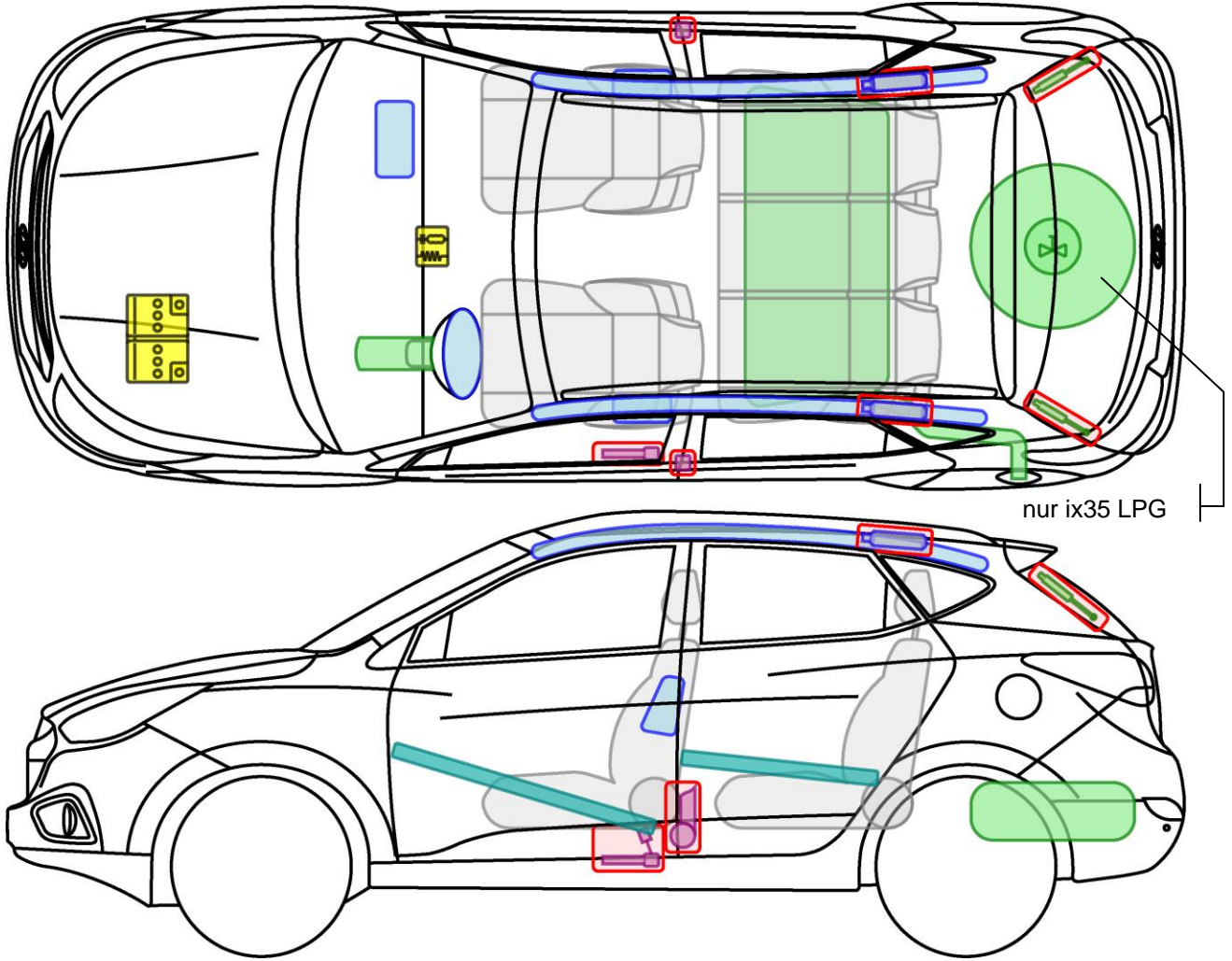
i40cw







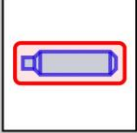

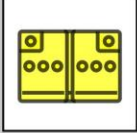

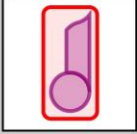



Legende

	Airbag		Karosserie- verstärkung		Steuergerät		Gastank
	Gas- generator		Überroll- schutz		12 V Batterie		Sicherheits- ventil
	Gurt- straffer		Gasdruck- dämpfer		Kraftstoff- tank		Fußgänger- schutzsystem

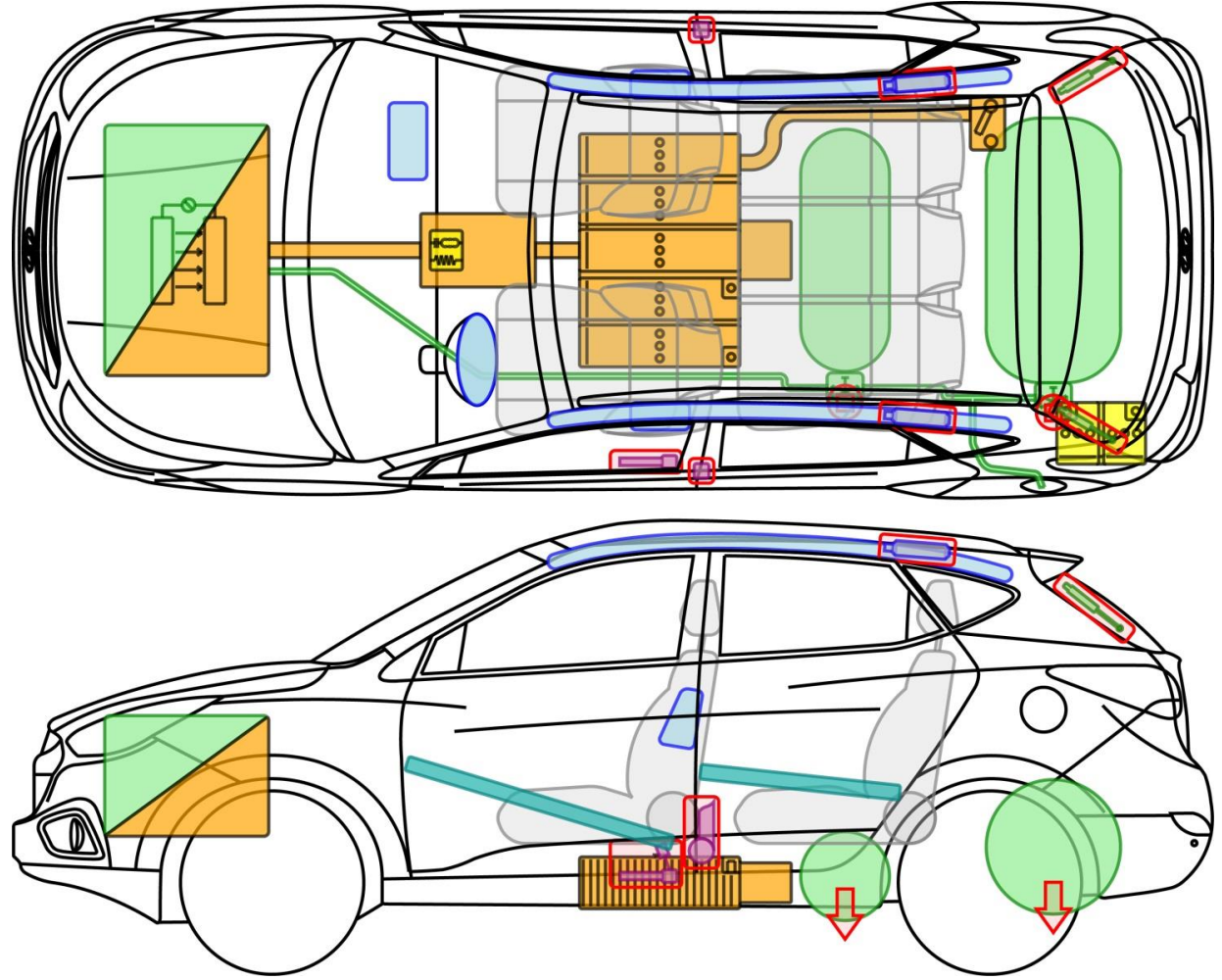
ix20






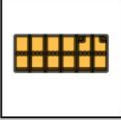
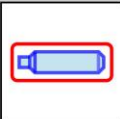

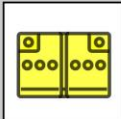

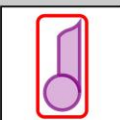


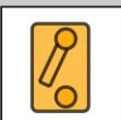



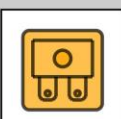
Legende

	Airbag		Karosserie- verstärkung		Steuergerät		Gastank
	Gas- generator		Überroll- schutz		12 V Batterie		Sicherheits- ventil
	Gurt- straffer		Gasdruck- dämpfer		Kraftstoff- tank		Fußgänger- schutzsystem

ix35



Legende

	Airbag		Karosserie- verstärkung		Steuergerät		Hochvolt- batterie
	Gas- generator		Überroll- schutz		12 V Batterie		Hochvolt- leitung/ -komponente
	Gurt- straffer		Gasdruck- dämpfer		Kraftstoff- tank		Notfalltren- stelle
	Brennstoff- zelle		Sicherheits- ventil		Abblas- richtung		Sicherungs- kasten

ix35 FCEV




Allgemeine Hinweise

- Fahrzeug mit elektrischem Brennstoffzellen-System.
Druckwasserstoffspeicherung.
- Initialer Sicherheitsabstand: **50 m**
- Bereich der **Wasserstoff-Abblaseeinrichtung** freihalten (rote Pfeile)
- Hochvoltkomponenten sind mit Warnaufklebern gekennzeichnet.
- Hochvoltkabel verfügen über eine orangefarbene Isolierung.
- Wasserstofftanks verfügen über elektromagnetische Absperrventile, manuelles Schließen nicht möglich.
- Hochvolt- und Wasserstoffsystem werden bei Unfällen mit Airbagauslösung i.d.R. automatisch abgeschaltet.
- Fahrzeug wie angegeben deaktivieren.

Fahrzeug immobilisieren und deaktivieren

- Gangwahlhebel in Stellung „P“ bringen
- Feststellbremse betätigen.

- Bei eingeschalteter Zündung:
 1. Bremspedal nicht betätigen
 2. Start-Stop Knopf einmal betätigen



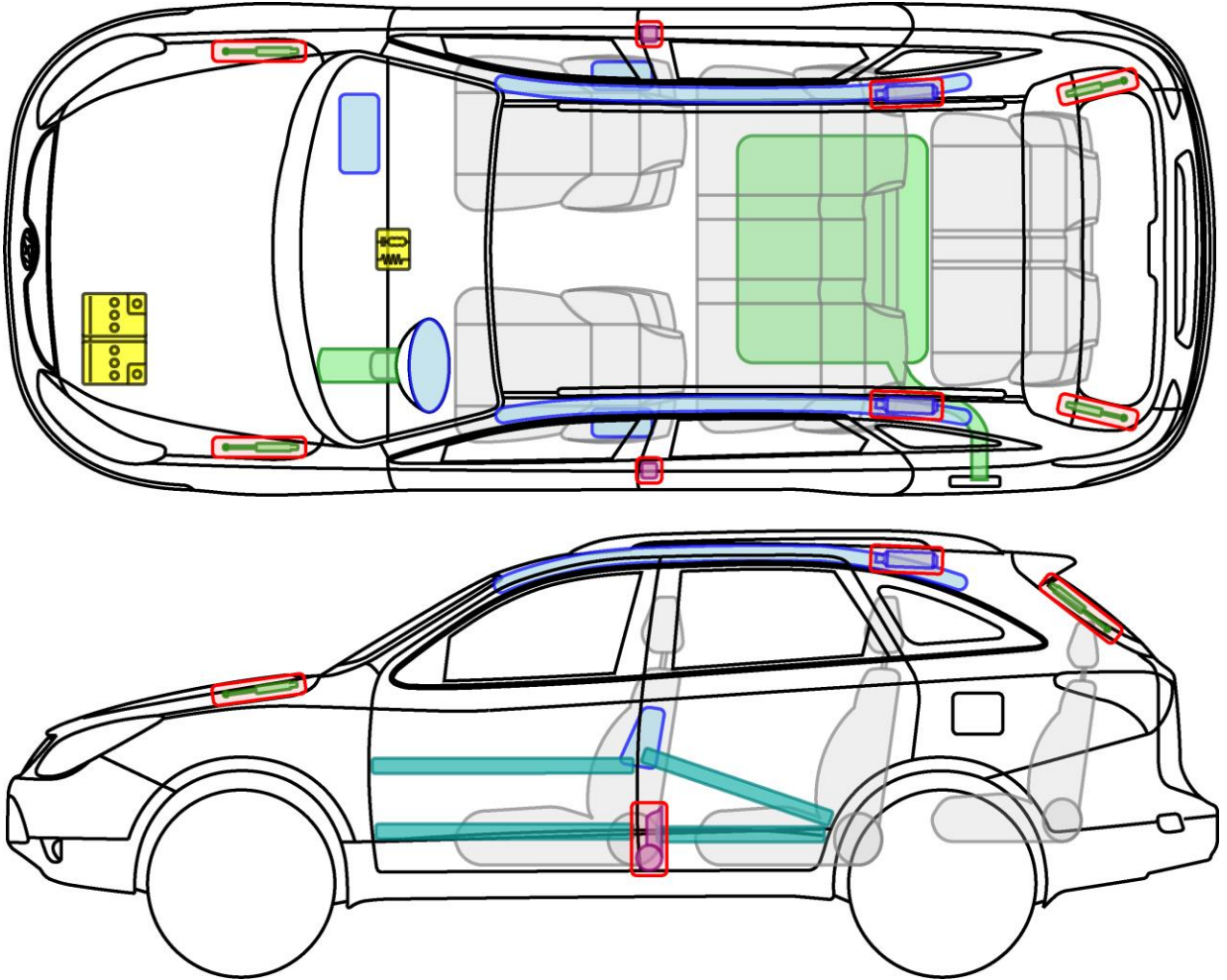
- 12 Volt Batterie abklemmen






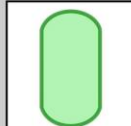
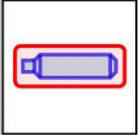

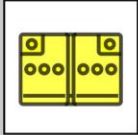

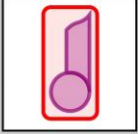
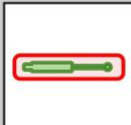


- Service Disconnect Stecker entfernen (isolierende Schutzhandschuhe bis 1000 V erforderlich)



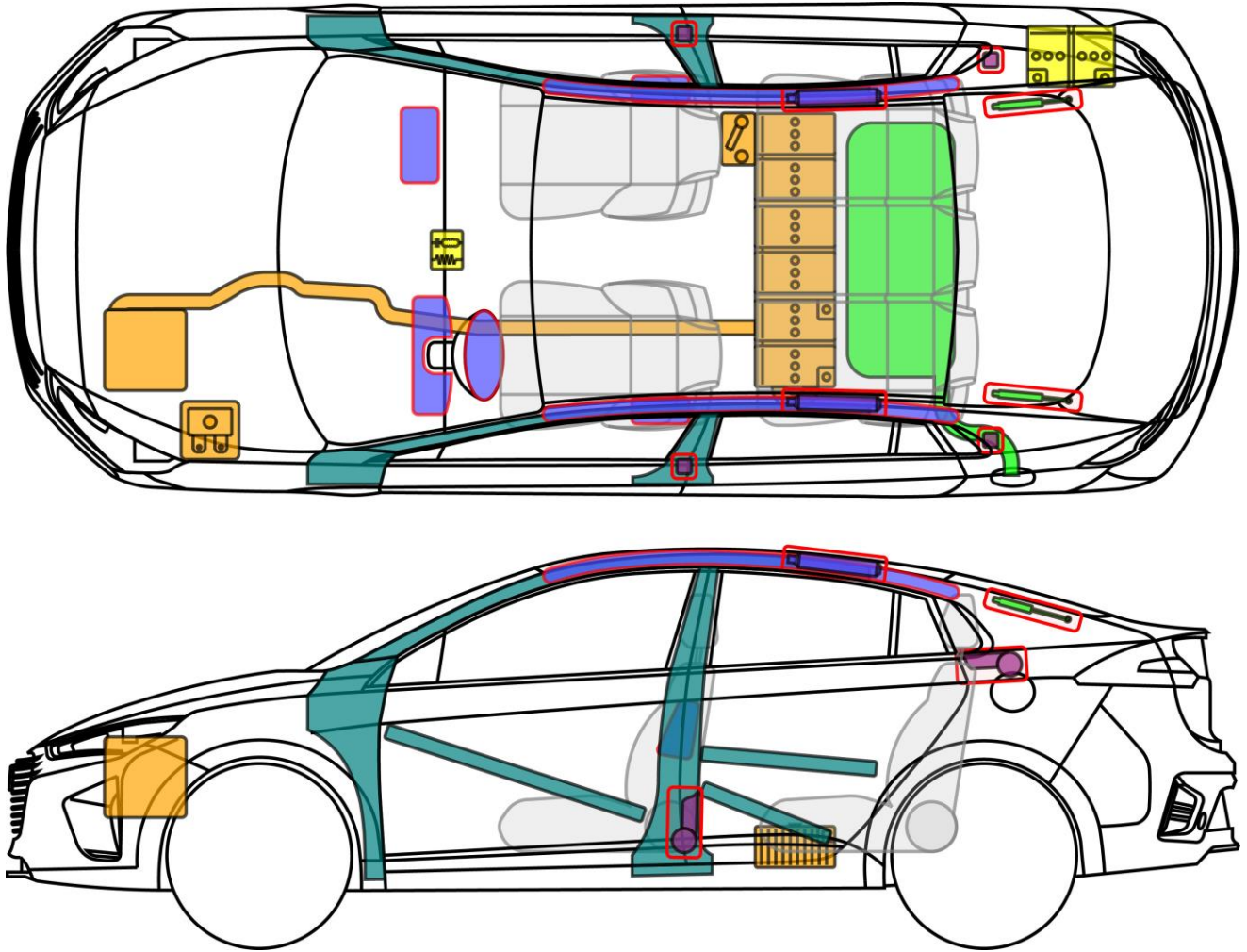
ix35 FCEV






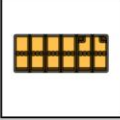


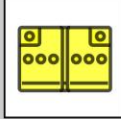

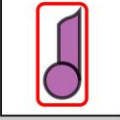

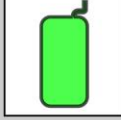
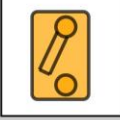



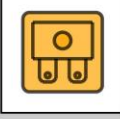
Legende

	Airbag		Karosserie- verstärkung		Steuergerät		Gastank
	Gas- generator		Überroll- schutz		12 V Batterie		Sicherheits- ventil
	Gurt- straffer		Gasdruck- dämpfer		Kraftstoff- tank		Fußgänger- schutzsystem

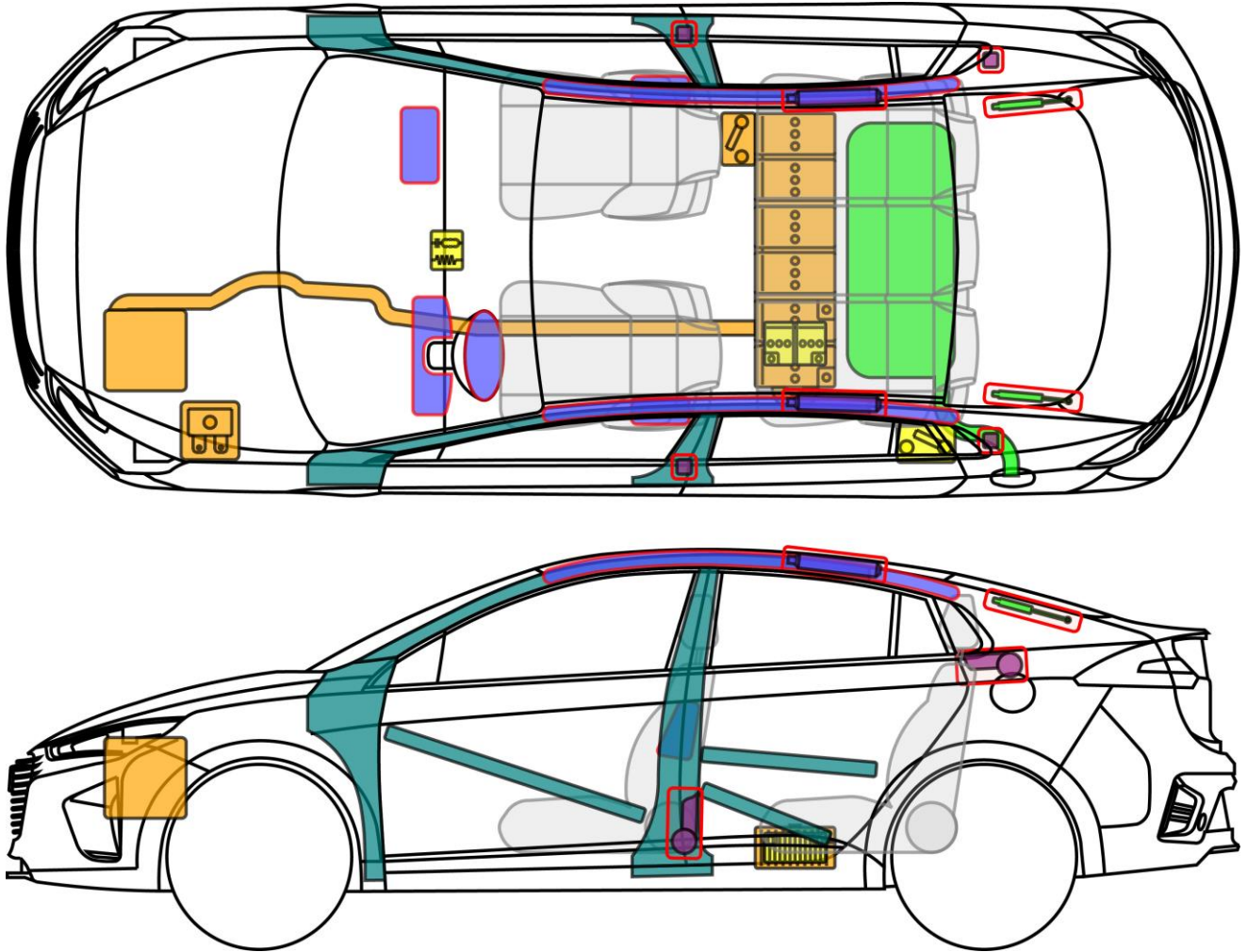
ix55






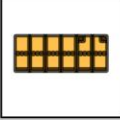


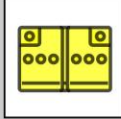

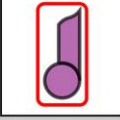

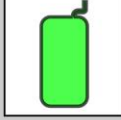
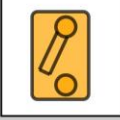



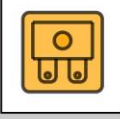
Legende

	Airbag		Karosserie- verstärkung		Steuergerät		Hochvolt- batterie
	Gas- generator		Überroll- schutz		12 V Batterie		Hochvolt- leitung/ -komponente
	Gurt- straffer		Gasdruck- dämpfer		Kraftstoff- tank		Notfalltren- stelle
	Brennstoff- zelle		Sicherheits- ventil		Abblas- richtung		Sicherungs- kasten

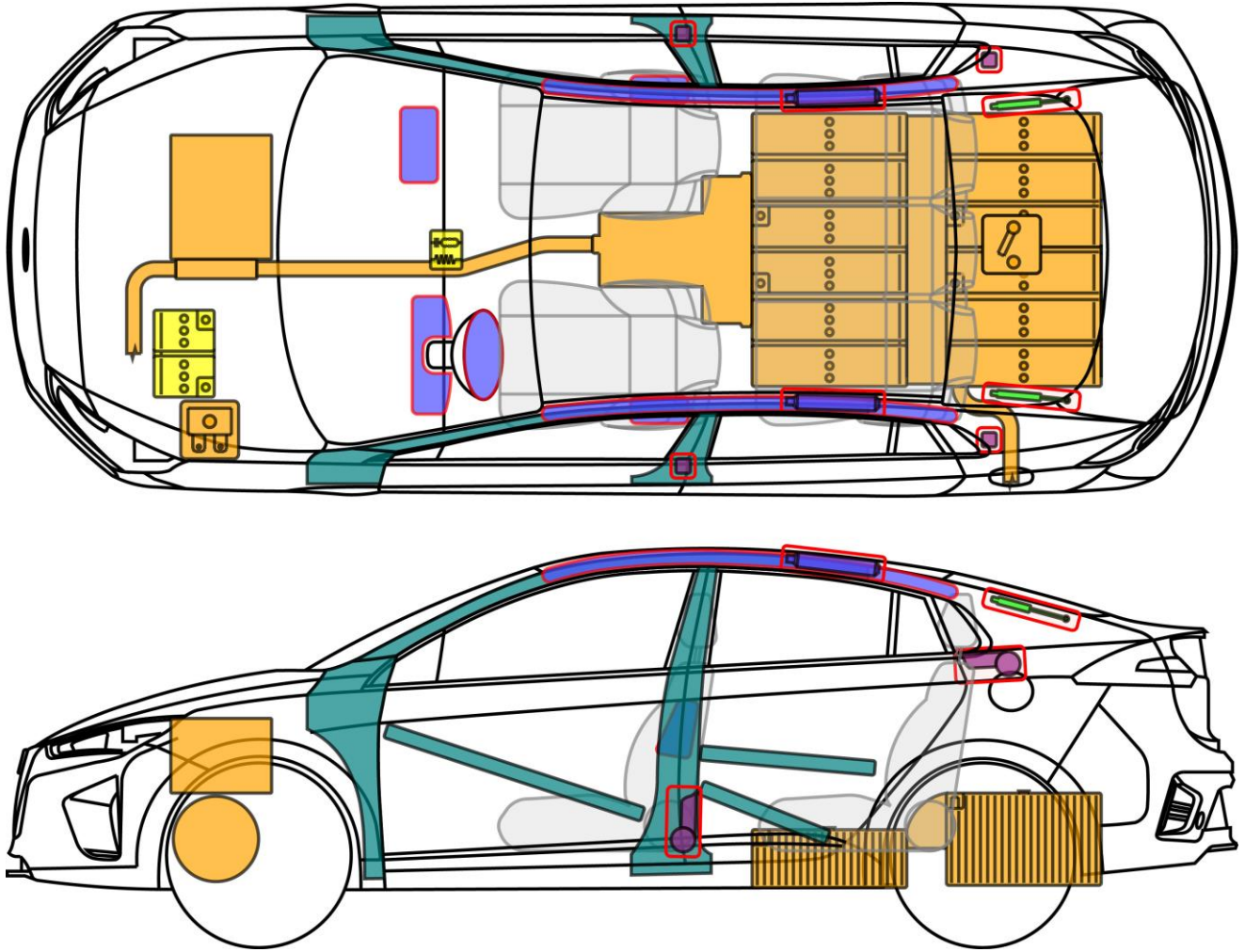
Ioniq Hybrid






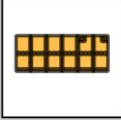


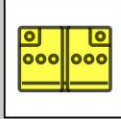

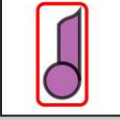

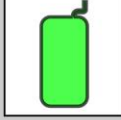
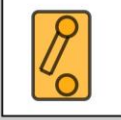



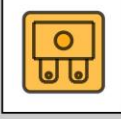
Legende

	Airbag		Karosserie- verstärkung		Steuergerät		Hochvolt- batterie
	Gas- generator		Überroll- schutz		12 V Batterie		Hochvolt- leitung/ -komponente
	Gurt- straffer		Gasdruck- dämpfer		Kraftstoff- tank		Notfalltren- stelle
	Brennstoff- zelle		Sicherheits- ventil		Abblas- richtung		Sicherungs- kasten

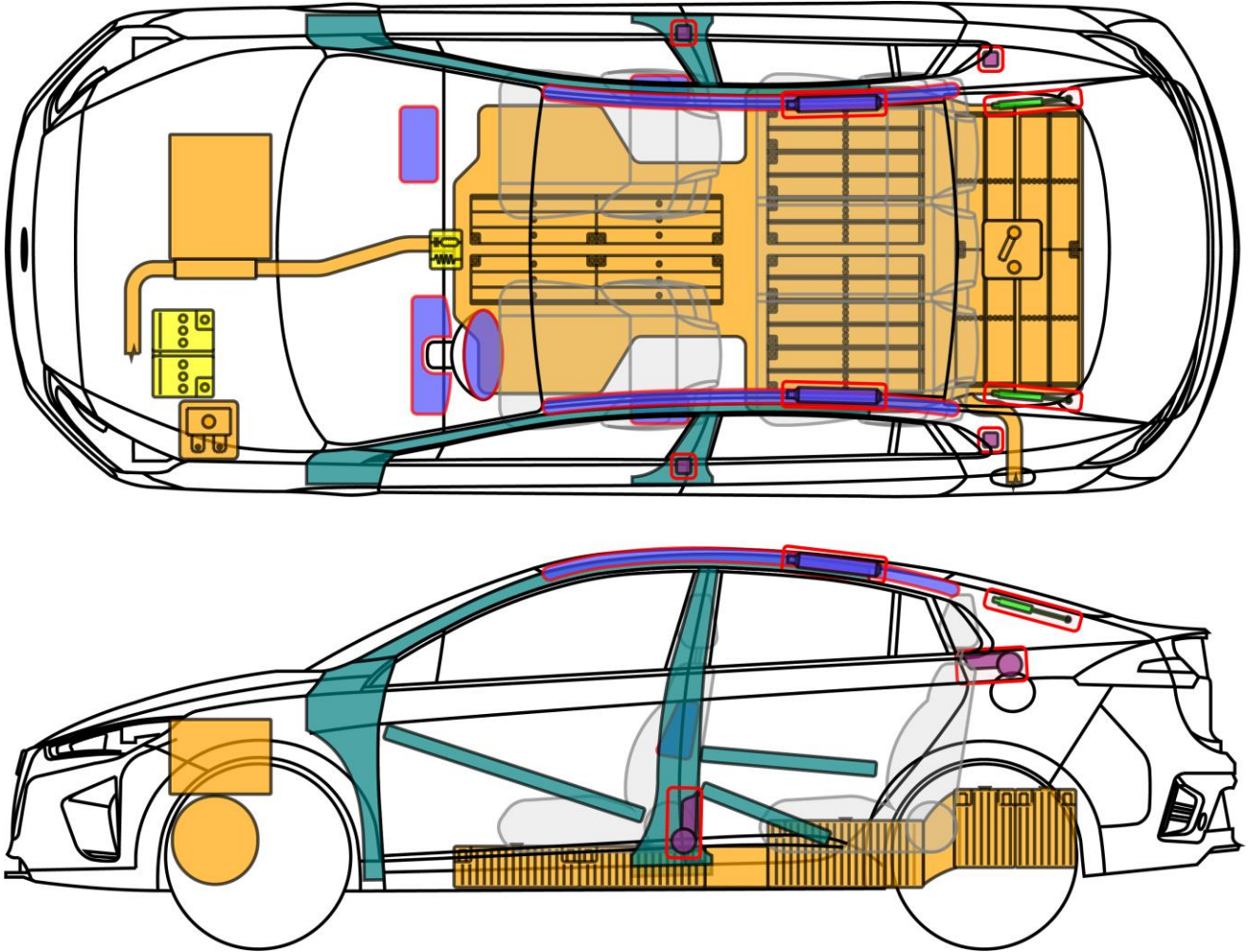
Ioniq Hybrid






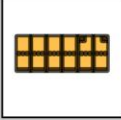
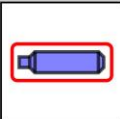

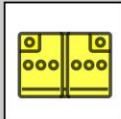

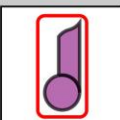

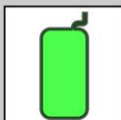
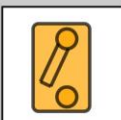



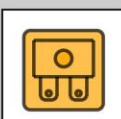
Legende

	Airbag		Karosserie- verstärkung		Steuergerät		Hochvolt- batterie
	Gas- generator		Überroll- schutz		12 V Batterie		Hochvolt- leitung/ -komponente
	Gurt- straffer		Gasdruck- dämpfer		Kraftstoff- tank		Notfalltren- stelle
	Brennstoff- zelle		Sicherheits- ventil		Abblas- richtung		Sicherungs- kasten

Ioniq Elektro



Legende

	Airbag		Karosserie- verstärkung		Steuergerät		Hochvolt- batterie
	Gas- generator		Überroll- schutz		12 V Batterie		Hochvolt- leitung/ -komponente
	Gurt- straffer		Gasdruck- dämpfer		Kraftstoff- tank		Notfalltren- stelle
	Brennstoff- zelle		Sicherheits- ventil		Abblas- richtung		Sicherungs- kasten

Ioniq Elektro




Allgemeine Hinweise

- Bei Unfällen mit Airbag und/oder Gurtstrafferauslösung wird der Fahrzeugantrieb automatisch deaktiviert. Die Rückhaltesysteme sind weiterhin aktiv.
- Die Zeit bis zur vollständigen Deaktivierung des Antriebs beträgt 5 Minuten nach Durchführung der Deaktivierungsschritte.
- **Schutzausrüstung erforderlich (Isolierende Handschuhe bis 1000 V, Gesichtsschutz).**

Fahrzeug immobilisieren und deaktivieren


- Räder verkeilen, Feststellbremse betätigen und Taste P (Parken) drücken.

Methode 1:

1. Prüfen ob das Hochvoltsystem eingeschaltet ist. Symbol:  .
2. Ist das System aktiv, Start-Stopp Knopf einmal betätigen.

Das Symbol darf nicht mehr leuchten!

3. Massekabel der 12 Volt Batterie abklemmen.



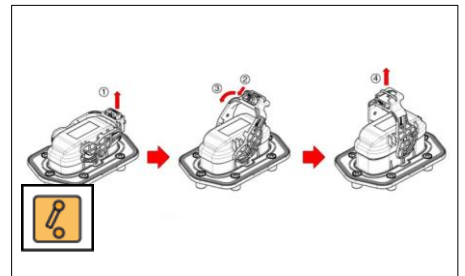


Fahrzeug immobilisieren und deaktivieren

4. Service Disconnect Stecker wie dargestellt entfernen (isolierende Schutzhandschuhe bis 1000 V erforderlich).



Ist der Start/Stop-Knopf nicht zugänglich,
Methode 2 Folgen!



- **Kann die 12 Volt Batterie nicht abgeklemmt werden, sind die Rückhaltesysteme weiterhin aktiv!**
- **Achtung: Die Spannung im Hochvoltsystem ist erst nach ca. 5 min. vollständig deaktiviert!**



Fahrzeug immobilisieren und deaktivieren

Methode 2:

1. Dargestellte Sicherungen aus dem Sicherungskasten entfernen.
2. Massekabel der 12 Volt Batterie abklemmen.
3. Service Disconnect Stecker wie dargestellt entfernen (isolierende Schutzhandschuhe bis 1000 V erforderlich).

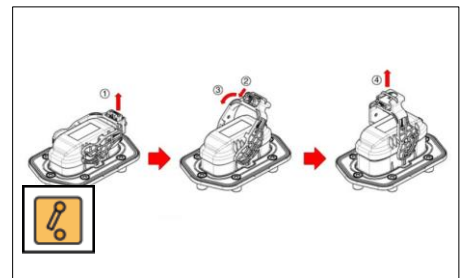


Kona Elektro

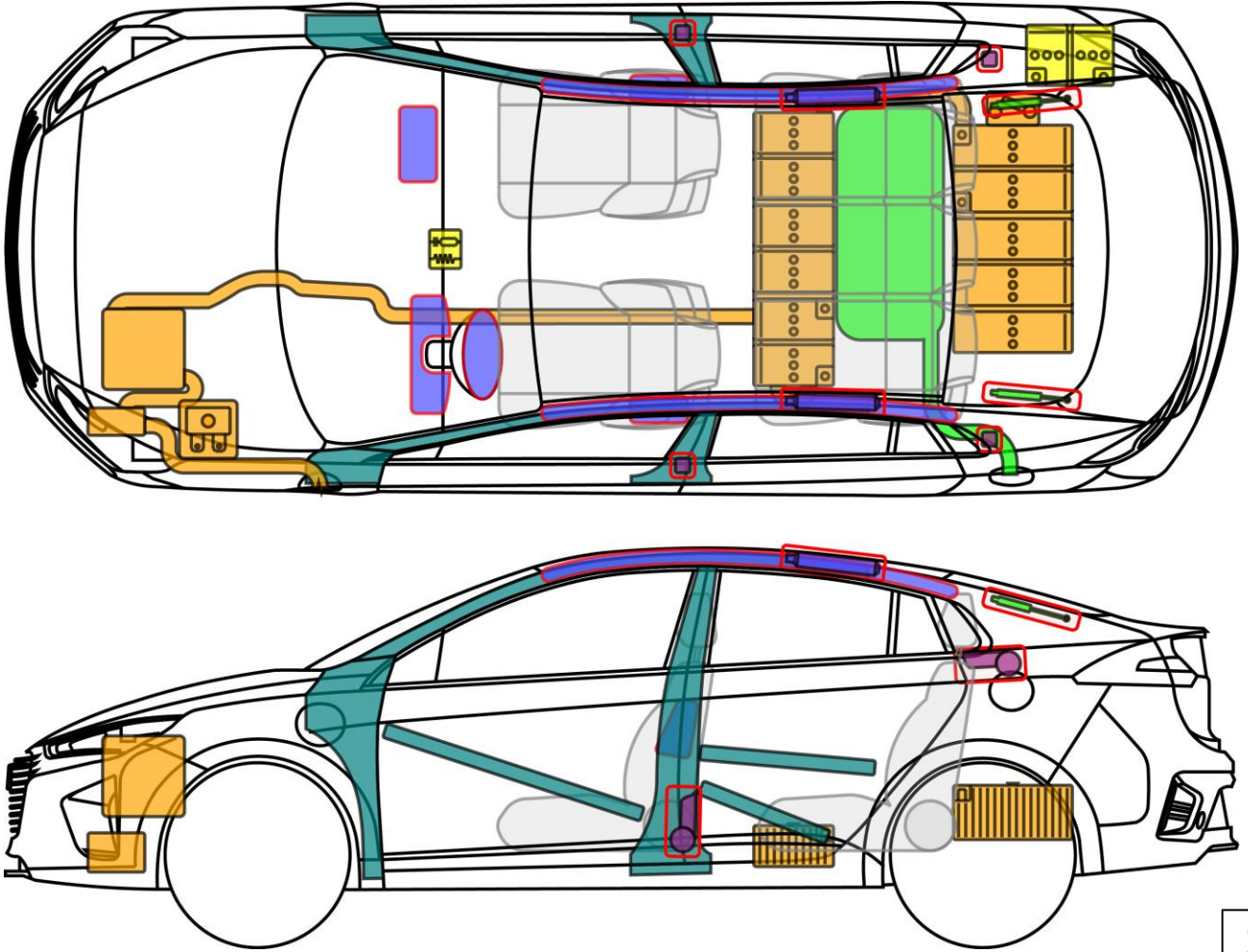


Fahrzeug immobilisieren und deaktivieren

















Service Disconnect Stecker wie dargestellt entfernen (isolierende Schutzhandschuhe bis 1000 V erforderlich).



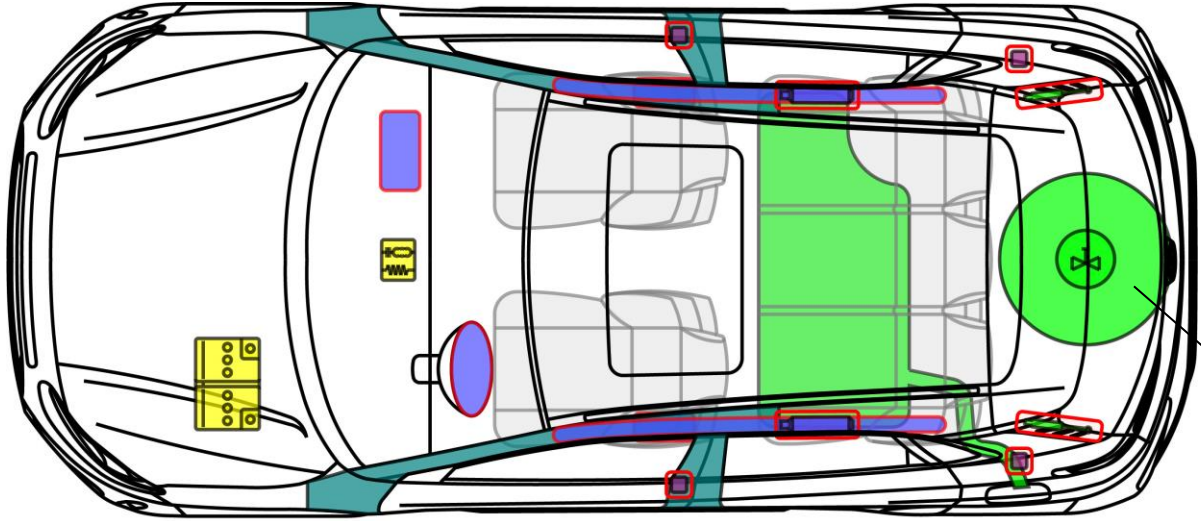
- **Kann die 12 Volt Batterie nicht abgeklemmt werden, sind die Rückhaltesysteme weiterhin aktiv!**
- **Achtung: Die Spannung im Hochvoltsystem ist erst nach ca. 5 min. vollständig deaktiviert!**



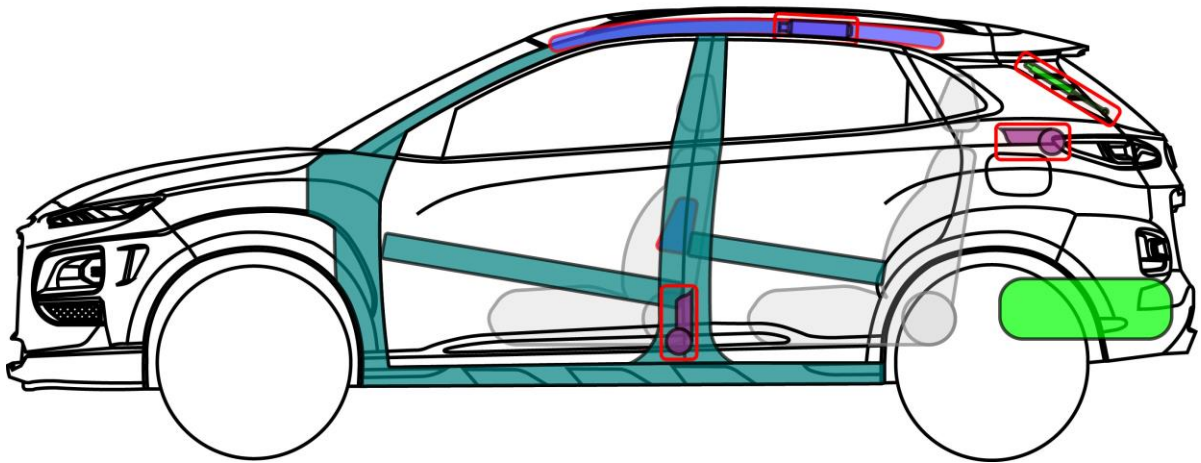
Legende

	Airbag		Karosserie- verstärkung		Steuergerät		Hochvolt- batterie
	Gas- generator		Überroll- schutz		12 V Batterie		Hochvolt- leitung/ -komponente
	Gurt- straffer		Gasdruck- dämpfer		Kraftstoff- tank		Notfalltren- stelle
	Brennstoff- zelle		Sicherheits- ventil		Abblas- richtung		Sicherungs- kasten




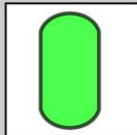
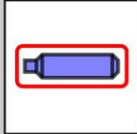

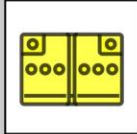

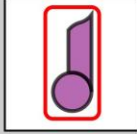



Ioniq Plug-in Hybrid



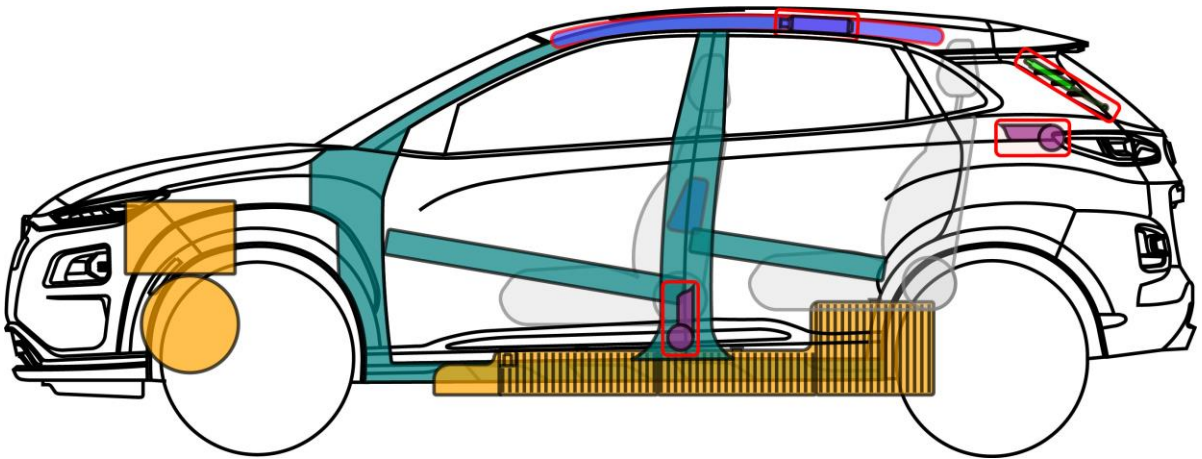
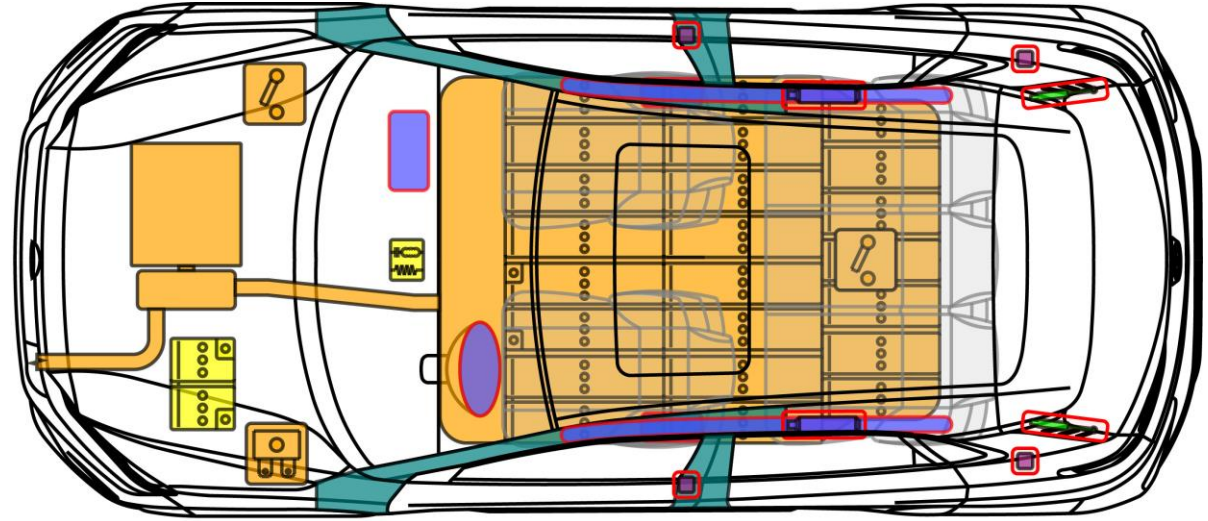
Nur Kona LPG




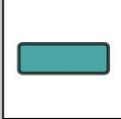

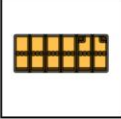
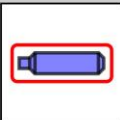

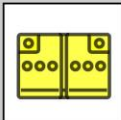

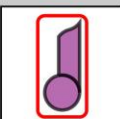

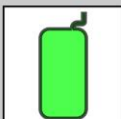
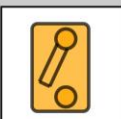



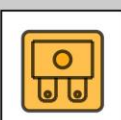
Legende

	Airbag		Karosserie- verstärkung		Steuergerät		Gastank
	Gas- generator		Überroll- schutz		12 V Batterie		Sicherheits- ventil
	Gurt- straffer		Gasdruck- dämpfer		Kraftstoff- tank		Fußgänger- schutzsystem

Kona



Legende

	Airbag		Karosserie- verstärkung		Steuergerät		Hochvolt- batterie
	Gas- generator		Überroll- schutz		12 V Batterie		Hochvolt- leitung/ -komponente
	Gurt- straffer		Gasdruck- dämpfer		Kraftstoff- tank		Notfalltren- stelle
	Brennstoff- zelle		Sicherheits- ventil		Abblas- richtung		Sicherungs- kasten

Kona Elektro




Allgemeine Hinweise

- Bei Unfällen mit Airbag und/oder Gurtstrafferauslösung wird der Fahrzeugantrieb automatisch deaktiviert. Die Rückhaltesysteme sind weiterhin aktiv.
- Die Zeit bis zur vollständigen Deaktivierung des Antriebs beträgt 5 Minuten nach Durchführung der Deaktivierungsschritte.
- **Schutzausrüstung erforderlich (Isolierende Handschuhe bis 1000 V, Gesichtsschutz).**

Fahrzeug immobilisieren und deaktivieren

- Räder verkeilen, Feststellbremse betätigen und Taste P (Parken) drücken.

Methode 1:

1. Prüfen ob das Hochvoltsystem eingeschaltet ist. Symbol:  .
2. Ist das System aktiv, Start-Stopp Knopf einmal betätigen.
3. Massekabel der 12 Volt Batterie abklemmen.





Fahrzeug immobilisieren und deaktivieren

4. Notfalltrennkabel im Motorraum trennen.

Wenn der Notfalltrennkabel nicht erreichbar ist:

Service Disconnect Stecker wie dargestellt entfernen (isolierende Schutzhandschuhe bis 1000 V erforderlich).



Ist der Start/Stop-Knopf nicht zugänglich,
Methode 2 Folgen!

- **Kann die 12 Volt Batterie nicht abgeklemmt werden, sind die Rückhaltesysteme weiterhin aktiv!**
- **Achtung: Die Spannung im Hochvoltsystem ist erst nach ca. 5 min. vollständig deaktiviert!**



Fahrzeug immobilisieren und deaktivieren

Methode 2:

1. Dargestellte Sicherungen aus dem Sicherungskasten entfernen.



2. Massekabel der 12 Volt Batterie abklemmen.



3. Notfalltrennkabel im Motorraum trennen.

Wenn der Notfalltrennkabel nicht erreichbar ist:

Service Disconnect Stecker wie dargestellt entfernen (isolierende Schutzhandschuhe bis 1000 V erforderlich).



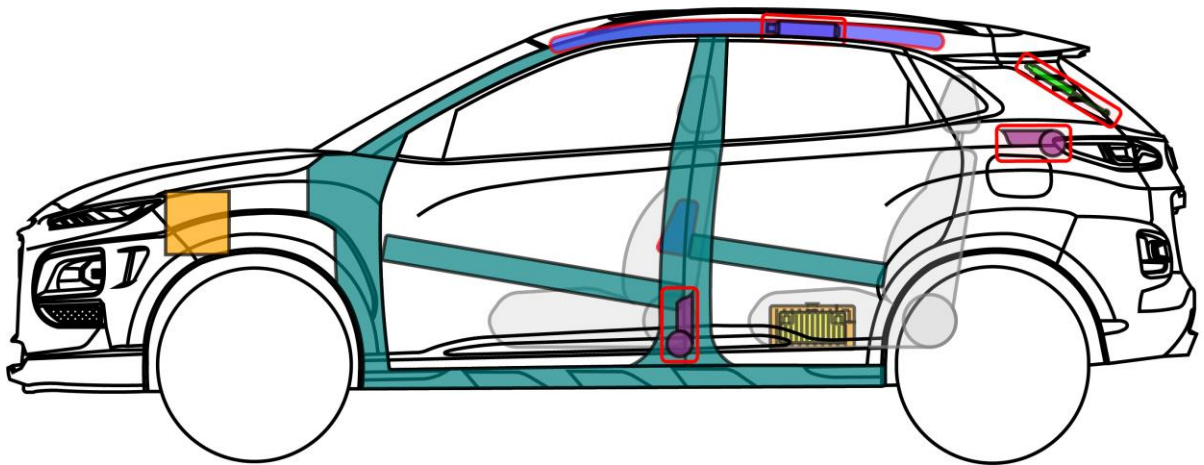
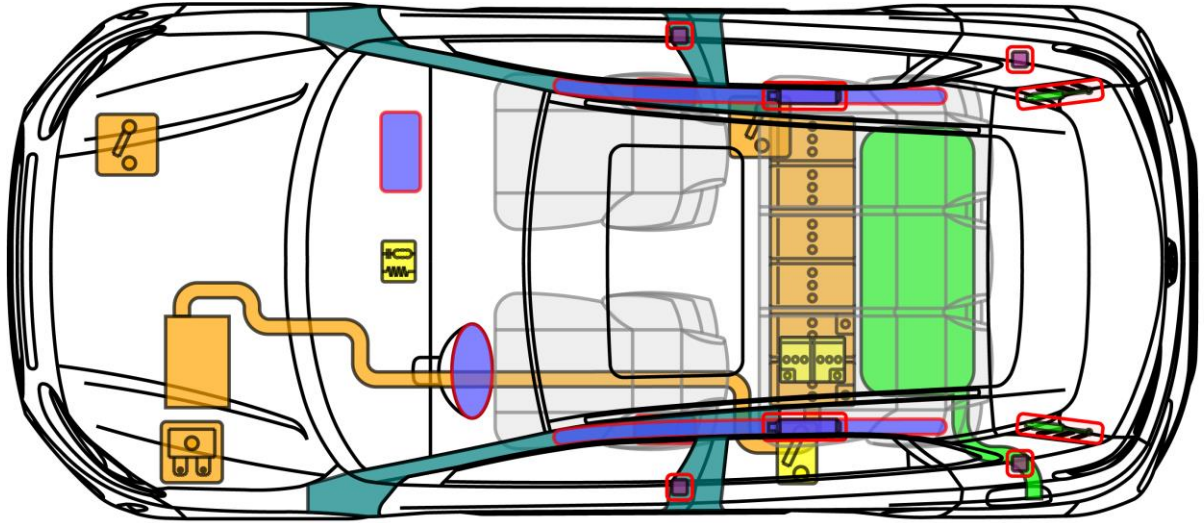


Fahrzeug immobilisieren und deaktivieren


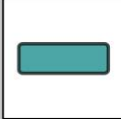

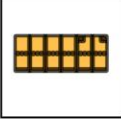
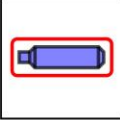

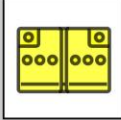

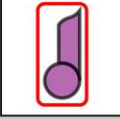


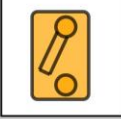



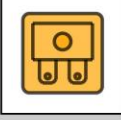
Service Disconnect Stecker wie dargestellt entfernen (isolierende Schutzhandschuhe bis 1000 V erforderlich).



- **Kann die 12 Volt Batterie nicht abgeklemmt werden, sind die Rückhaltesysteme weiterhin aktiv!**
- **Achtung: Die Spannung im Hochvoltsystem ist erst nach ca. 5 min. vollständig deaktiviert!**



Legende

	Airbag		Karosserie- verstärkung		Steuergerät		Hochvolt- batterie
	Gas- generator		Überroll- schutz		12 V Batterie		Hochvolt- leitung/ -komponente
	Gurt- straffer		Gasdruck- dämpfer		Kraftstoff- tank		Notfalltren- stelle
	Brennstoff- zelle		Sicherheits- ventil		Abblas- richtung		Sicherungs- kasten

Kona Hybrid




Allgemeine Hinweise

- Bei Unfällen mit Airbag und/oder Gurtstrafferauslösung wird der Fahrzeugantrieb automatisch deaktiviert. Die Rückhaltesysteme sind weiterhin aktiv.
- Die Zeit bis zur vollständigen Deaktivierung des Antriebs beträgt 5 Minuten nach Durchführung der Deaktivierungsschritte.
- **Schutzausrüstung erforderlich (Isolierende Handschuhe bis 1000 V, Gesichtsschutz).**

Fahrzeug immobilisieren und deaktivieren

- Räder verkeilen, Feststellbremse betätigen und Gangwahlhebel in Position P (Parken) bringen.



1. Prüfen ob das Hochvoltsystem eingeschaltet ist. Symbol:  .
2. Ist das System aktiv, Start-Stopp Knopf einmal betätigen.



Das Symbol darf nicht mehr leuchten!

Wenn der Start/Stop-Knopf nicht erreichbar ist:



Kona Hybrid



Fahrzeug immobilisieren und deaktivieren

Dargestellte Sicherung aus dem Sicherungskasten entfernen.



3. Massekabel der 12 Volt Batterie unter der Rücksitzbank abklemmen.

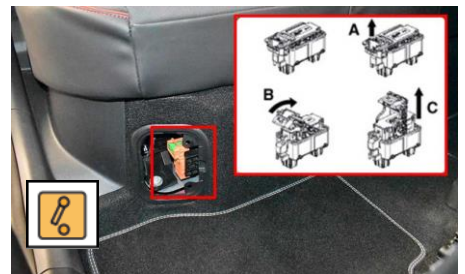


4. Service Disconnect Stecker wie dargestellt entfernen.



**Schutzausrüstung erforderlich
(Isolierende Handschuhe bis 1000 V,
Gesichtsschutz).**

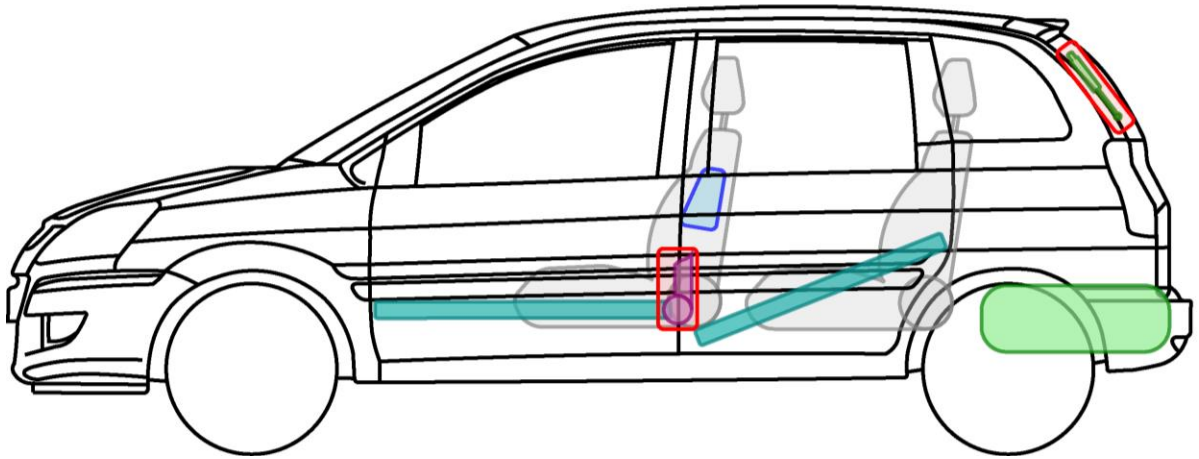
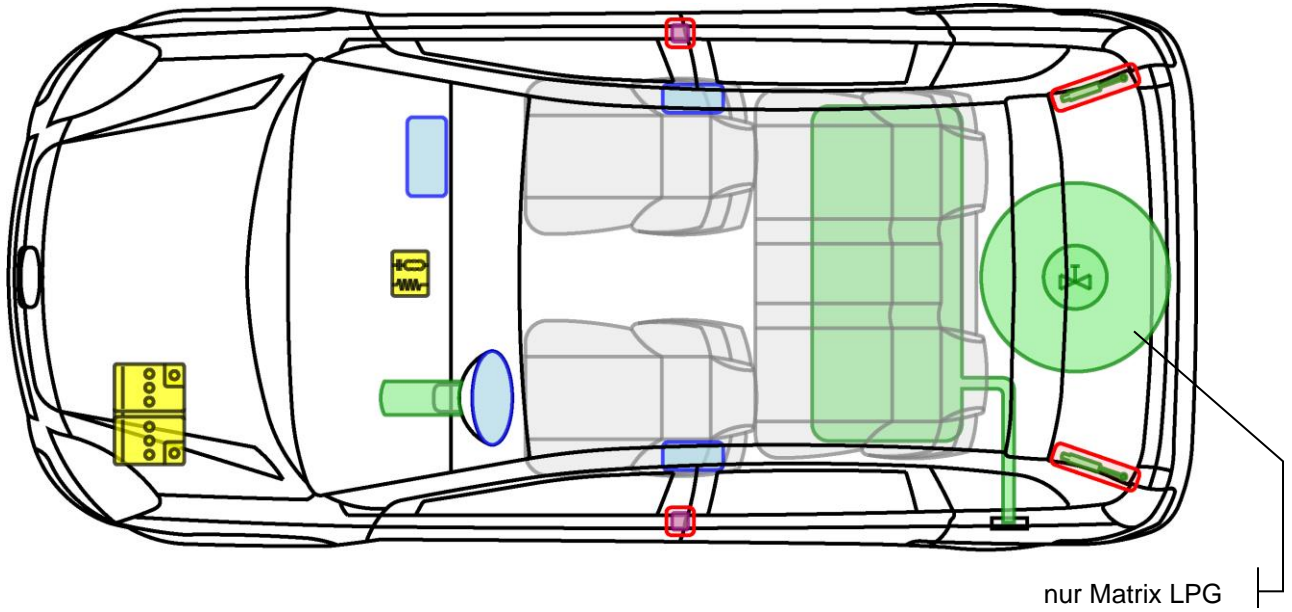
Wenn der Service Disconnect Stecker nicht erreichbar ist:






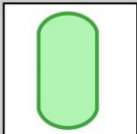
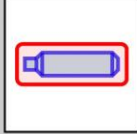

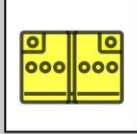

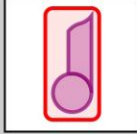



Notfalltrennkabel im Motorraum trennen.



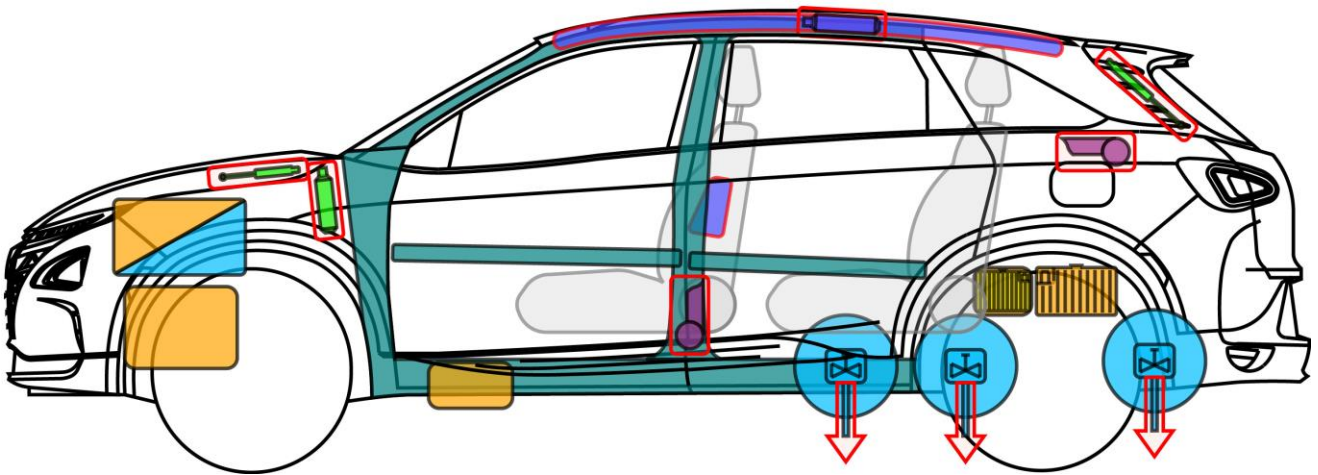
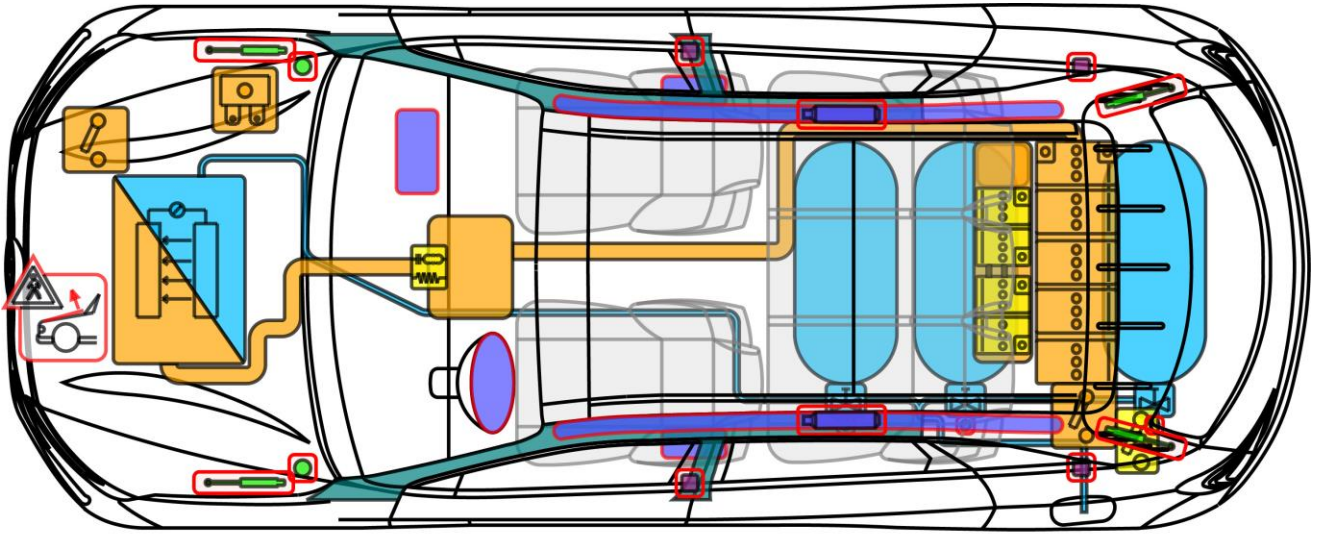
- **Kann die 12 Volt Batterie nicht abgeklemmt werden, sind die Rückhaltesysteme weiterhin aktiv!**
- **Achtung: Die Spannung im Hochvoltsystem ist erst nach ca. 5 min. vollständig deaktiviert!**






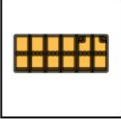
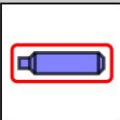

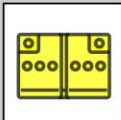

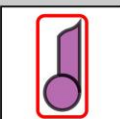

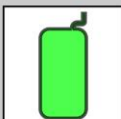
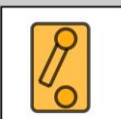



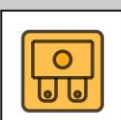
Legende

	Airbag		Karosserie- verstärkung		Steuergerät		Gastank
	Gas- generator		Überroll- schutz		12 V Batterie		Sicherheits- ventil
	Gurt- straffer		Gasdruck- dämpfer		Kraftstoff- tank		Fußgänger- schutzsystem

Matrix



Legende

	Airbag		Karosserie- verstärkung		Steuergerät		Hochvolt- batterie
	Gas- generator		Überroll- schutz		12 V Batterie		Hochvolt- leitung/ -komponente
	Gurt- straffer		Gasdruck- dämpfer		Kraftstoff- tank		Notfalltren- stelle
	Brennstoff- zelle		Sicherheits- ventil		Abblas- richtung		Sicherungs- kasten

Nexo FCEV




Allgemeine Hinweise

- Fahrzeug mit elektrischem Brennstoffzellen-System.
Druckwasserstoffspeicherung.
- Initialer Sicherheitsabstand: **50 m**
- Bereich der **Wasserstoff-Abblaseeinrichtung** freihalten (rote Pfeile)
- Hochvoltkabel verfügen über eine orangefarbene Isolierung.
- Hochvolt- und Wasserstoffsystem werden bei Unfällen mit Airbagauslösung i.d.R. automatisch abgeschaltet.

Fahrzeug immobilisieren und deaktivieren

- Räder verkeilen, Feststellbremse betätigen und Taste P (Parken) drücken.

Methode 1:

1. Prüfen ob das Hochvoltsystem eingeschaltet ist. Symbol:  .
2. Ist das System aktiv, Start-Stopp Knopf einmal betätigen.
3. Massekabel der 12 Volt Batterie abklemmen.






Fahrzeug immobilisieren und deaktivieren

3. Massekabel der 12 Volt Batterie abklemmen.



4. Service Disconnect Stecker wie dargestellt entfernen (isolierende Schutzhandschuhe bis 1000 V erforderlich).



Wenn der Service Disconnect Stecker nicht erreichbar ist:

Notfalltrennkabel im Motorraum trennen.



Ist der Start/Stop-Knopf nicht zugänglich,
Methode 2 Folgen!


- **Kann die 12 Volt Batterie nicht abgeklemmt werden, sind die Rückhaltesysteme weiterhin aktiv!**
- **Achtung: Die Spannung im Hochvoltsystem ist erst nach ca. 10 min. vollständig deaktiviert!**



Fahrzeug immobilisieren und deaktivieren

Methode 2:

1. Dargestellte Sicherungen aus dem Sicherungskasten entfernen.
2. Massekabel der 12 Volt Batterie abklemmen.





Fahrzeug immobilisieren und deaktivieren

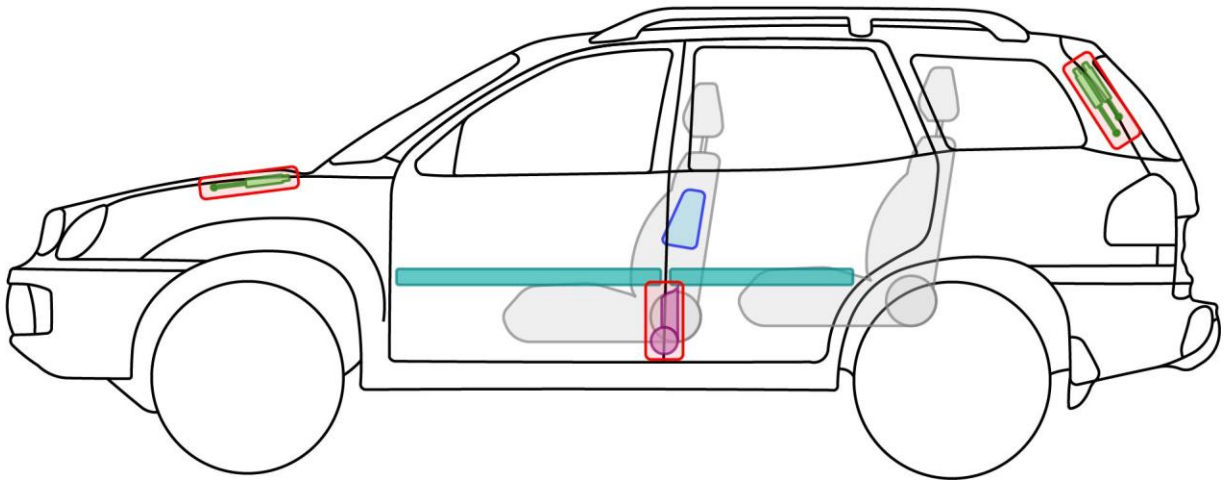
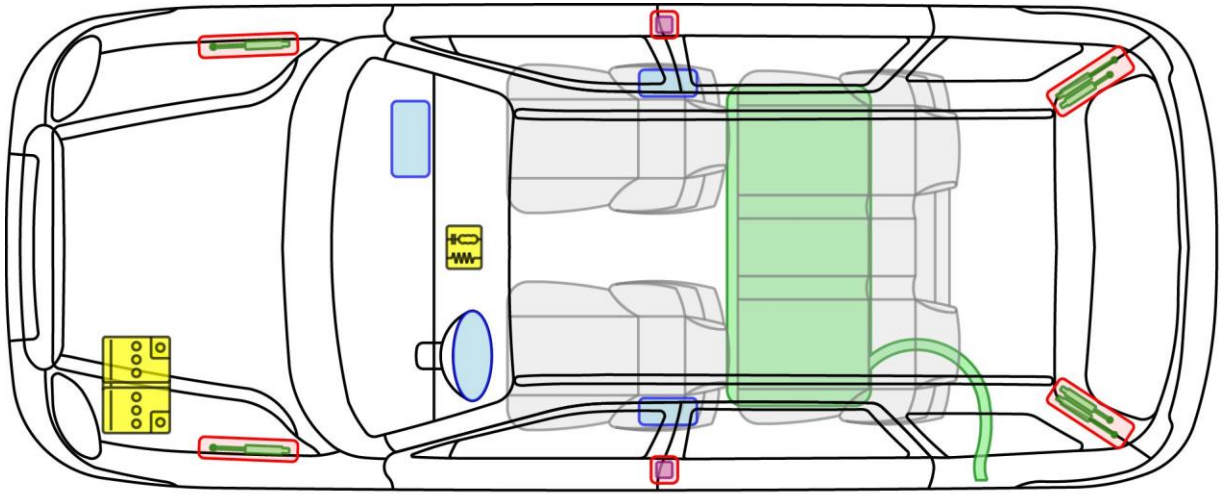
3. Service Disconnect Stecker wie dargestellt entfernen (isolierende Schutzhandschuhe bis 1000 V erforderlich).

Wenn der Service Disconnect Stecker nicht erreichbar ist:





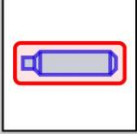

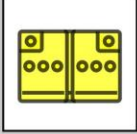

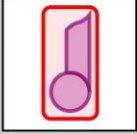



Notfalltrennkabel im Motorraum trennen.



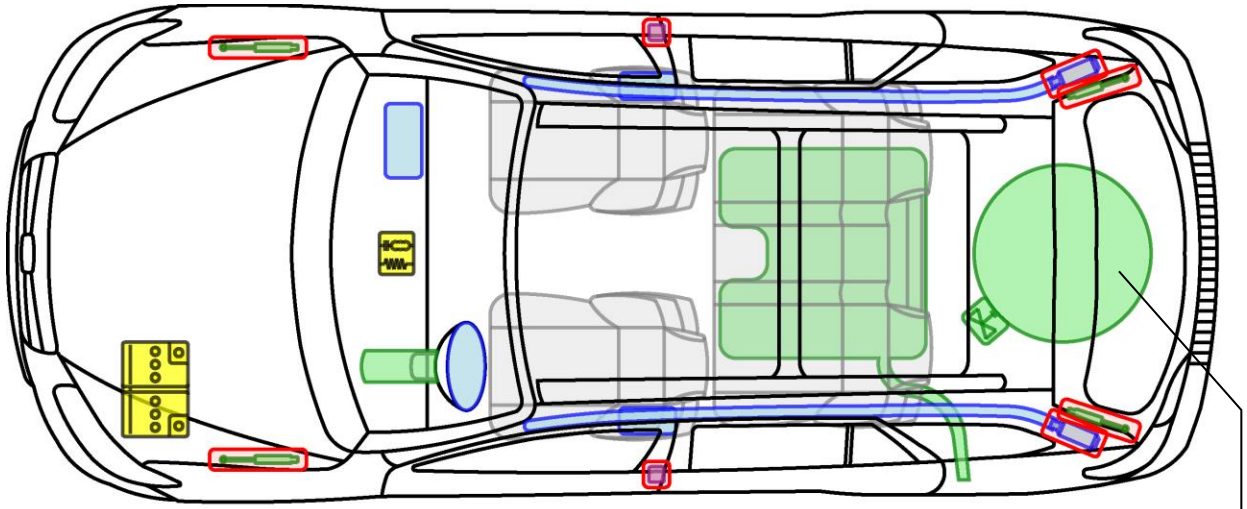
- **Kann die 12 Volt Batterie nicht abgeklemmt werden, sind die Rückhaltesysteme weiterhin aktiv!**
- **Achtung: Die Spannung im Hochvoltsystem ist erst nach ca. 10 min. vollständig deaktiviert!**



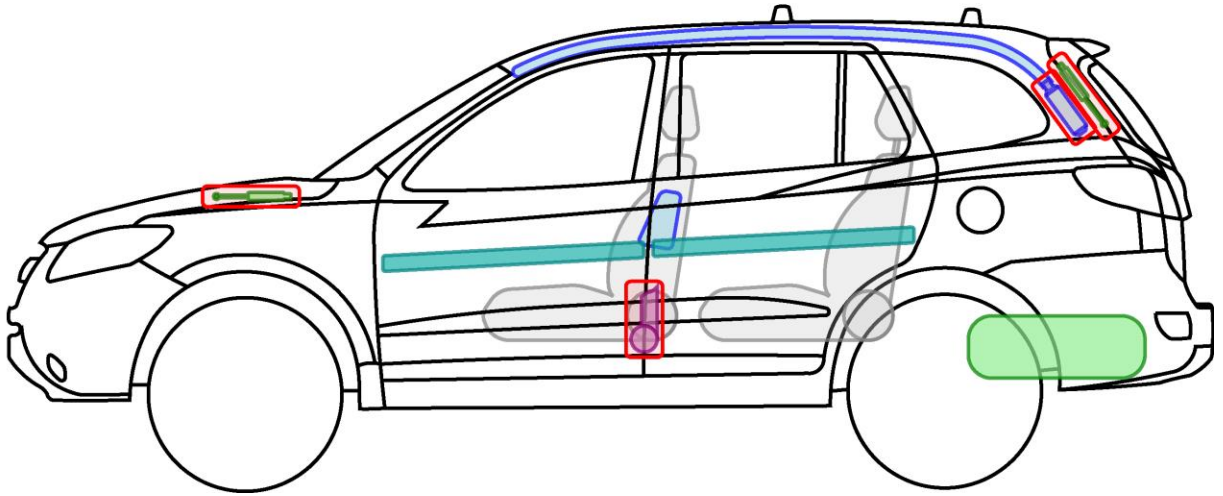
Legende

	Airbag		Karosserie- verstärkung		Steuergerät		Gastank
	Gas- generator		Überroll- schutz		12 V Batterie		Sicherheits- ventil
	Gurt- straffer		Gasdruck- dämpfer		Kraftstoff- tank		Fußgänger- schutzsystem





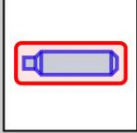

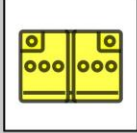

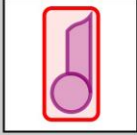



Santa Fe



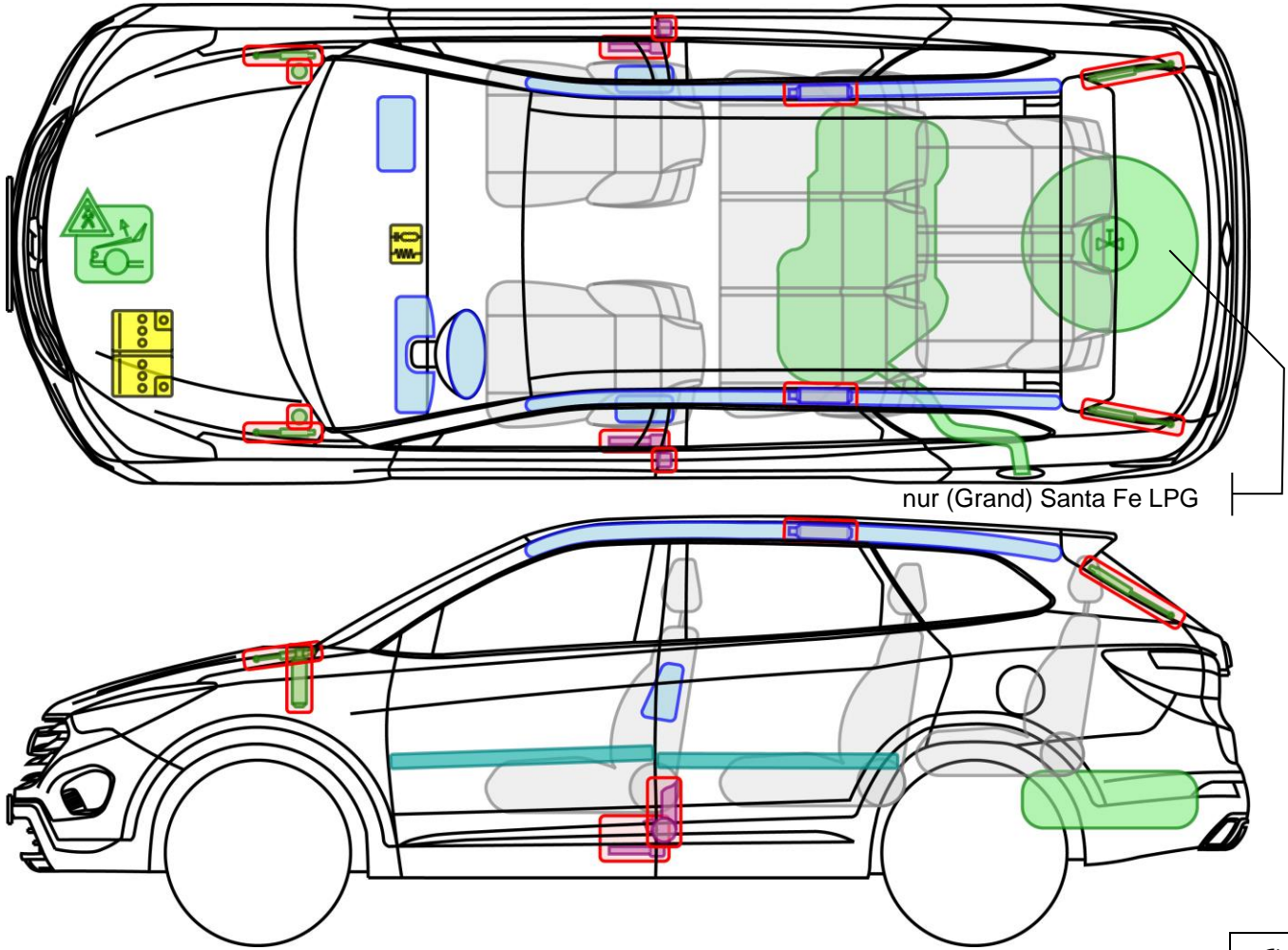
nur Santa Fe LPG



Legende





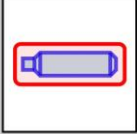

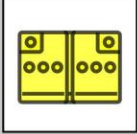





	Airbag		Karosserie- verstärkung		Steuergerät		Gastank
	Gas- generator		Überroll- schutz		12 V Batterie		Sicherheits- ventil
	Gurt- straffer		Gasdruck- dämpfer		Kraftstoff- tank		Fußgänger- schutzsystem

Santa Fe

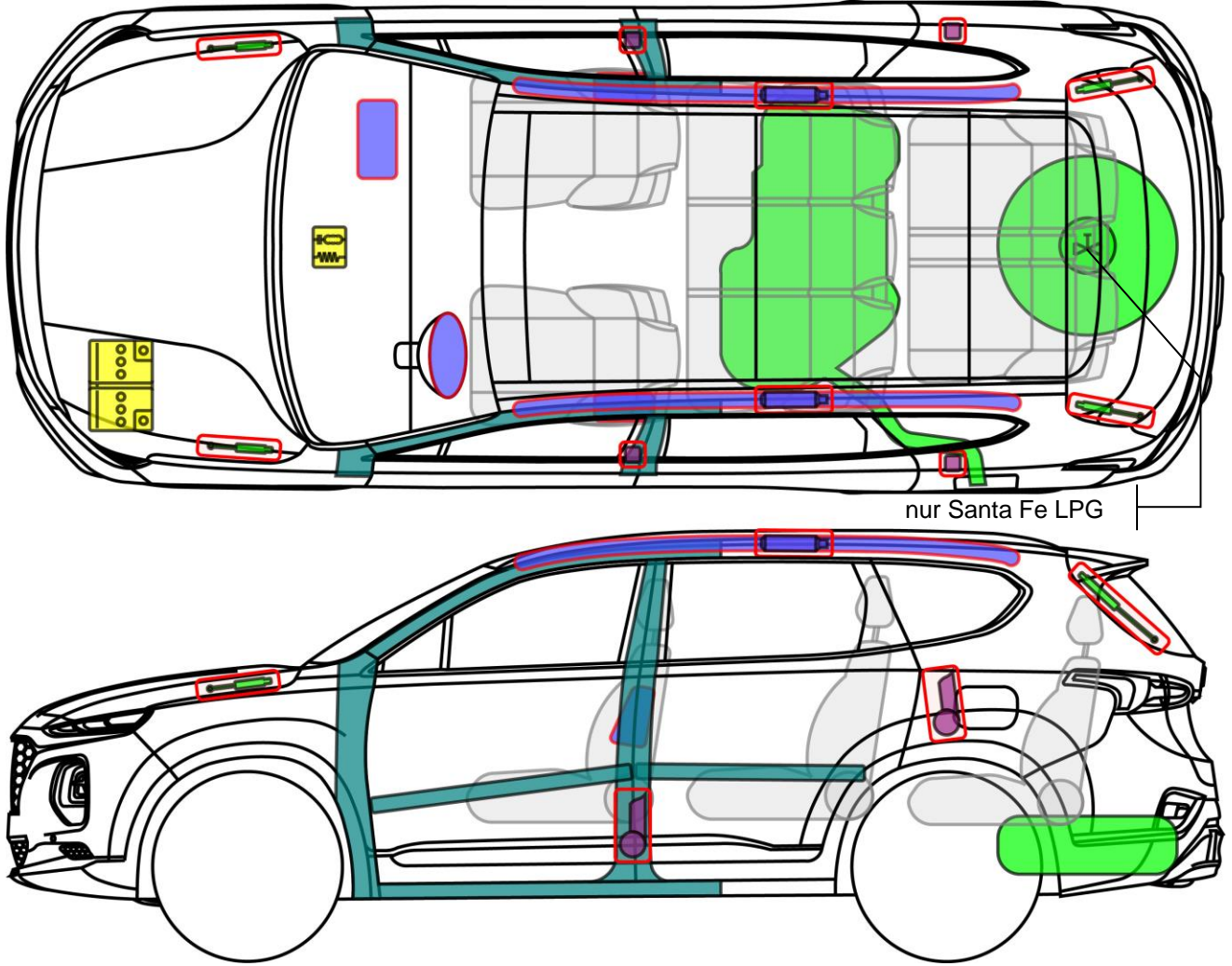


nur (Grand) Santa Fe LPG





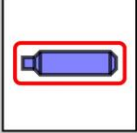

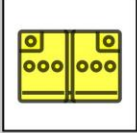

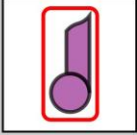



Legende

	Airbag		Karosserie- verstärkung		Steuergerät		Gastank
	Gas- generator		Überroll- schutz		12 V Batterie		Sicherheits- ventil
	Gurt- straffer		Gasdruck- dämpfer		Kraftstoff- tank		Fußgänger- schutzsystem

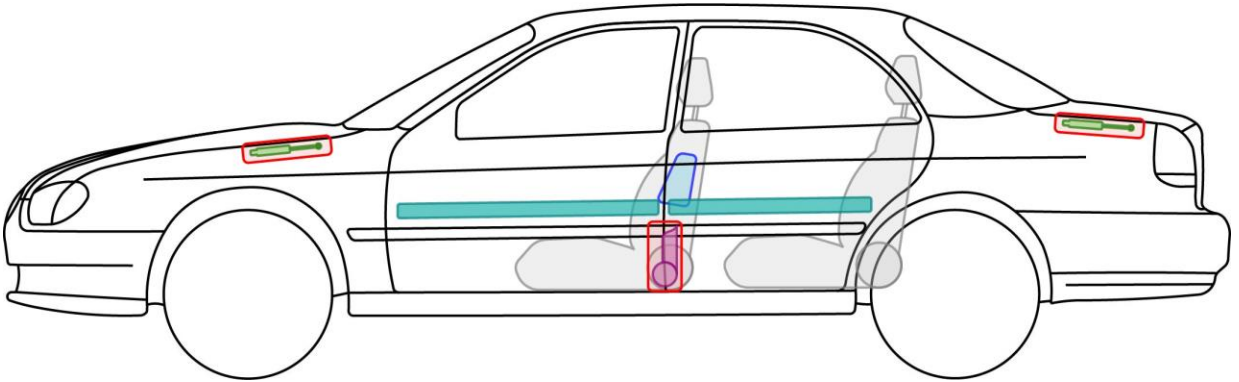
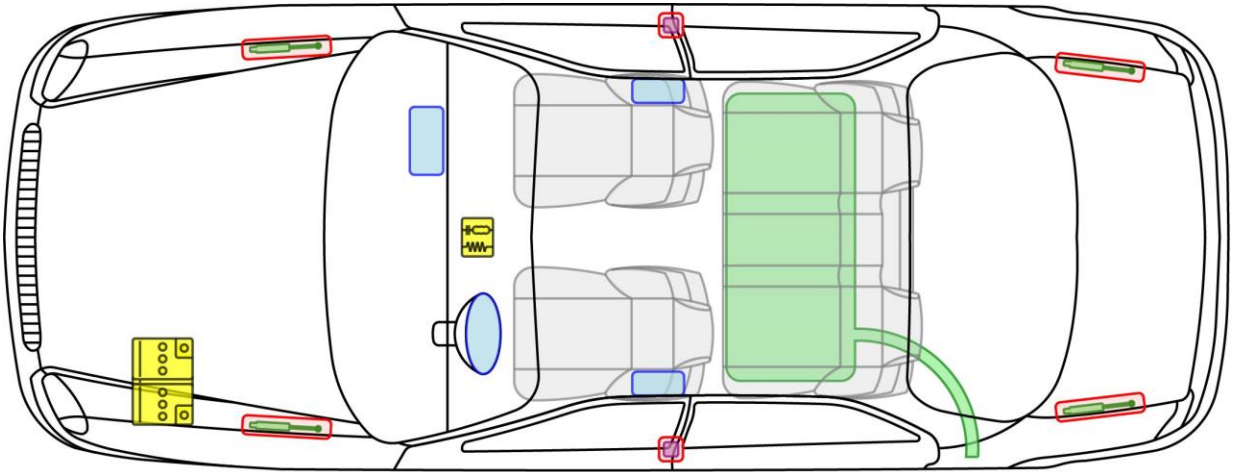
(Grand) Santa Fe







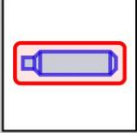

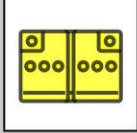

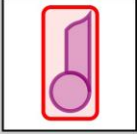



Legende

	Airbag		Karosserie- verstärkung		Steuergerät		Gastank
	Gas- generator		Überroll- schutz		12 V Batterie		Sicherheits- ventil
	Gurt- straffer		Gasdruck- dämpfer		Kraftstoff- tank		Fußgänger- schutzsystem

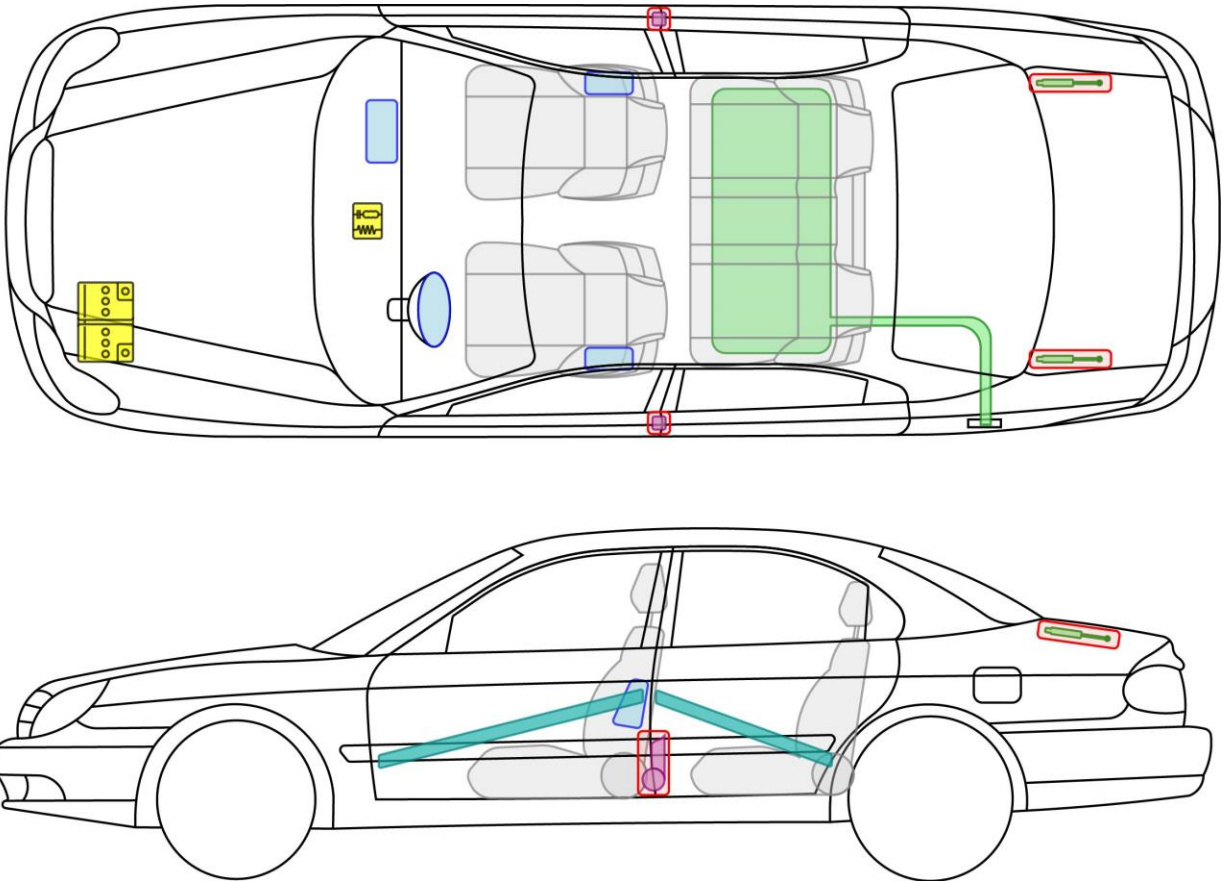
Santa Fe







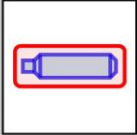

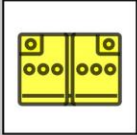

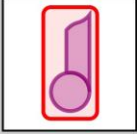



Legende

	Airbag		Karosserie- verstärkung		Steuergerät		Gastank
	Gas- generator		Überroll- schutz		12 V Batterie		Sicherheits- ventil
	Gurt- straffer		Gasdruck- dämpfer		Kraftstoff- tank		Fußgänger- schutzsystem

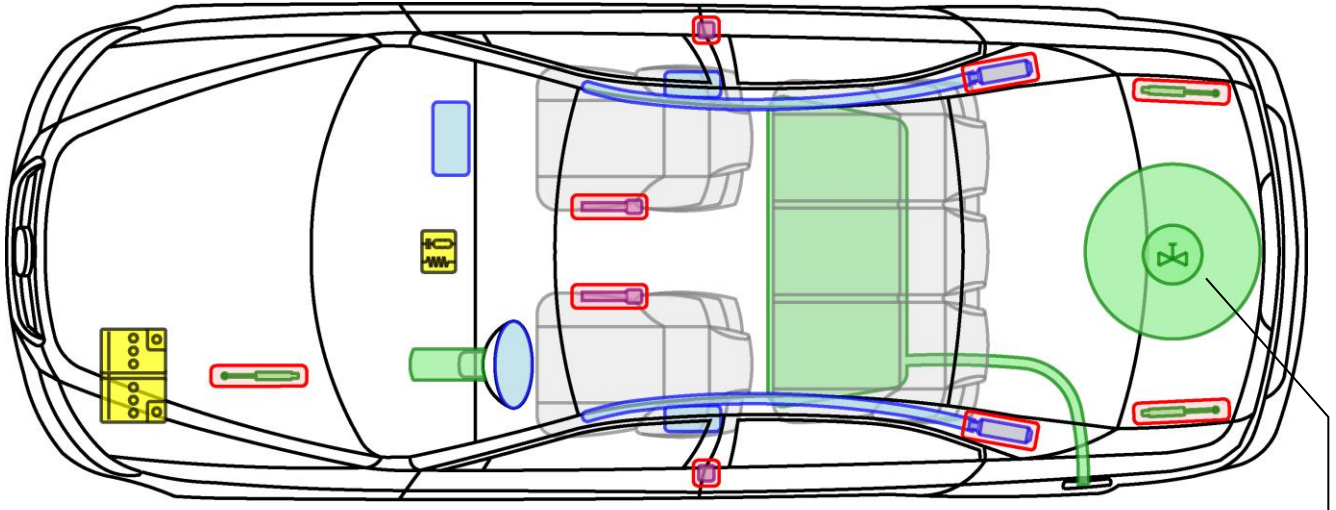
Sonata



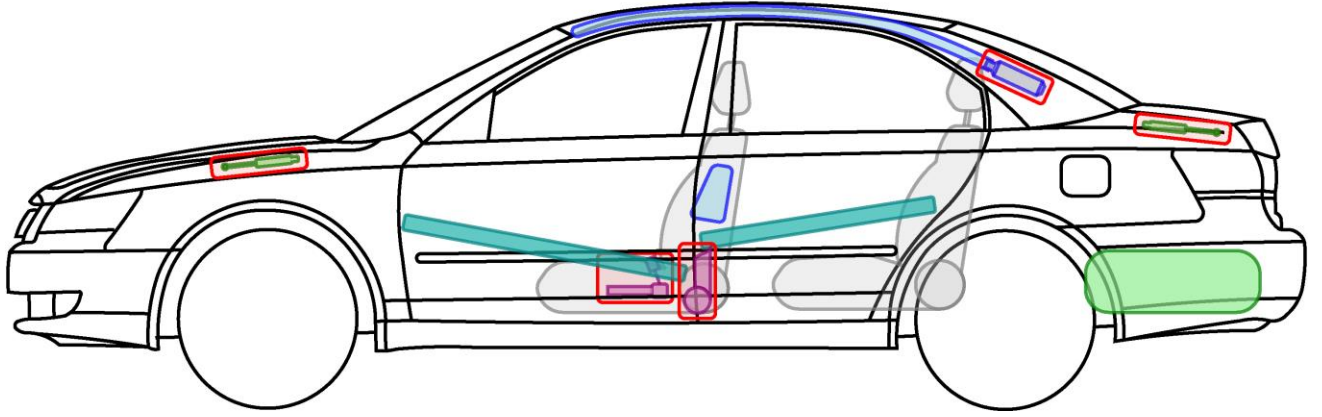
Legende

	Airbag		Karosserie- verstärkung		Steuergerät		Gastank
	Gas- generator		Überroll- schutz		12 V Batterie		Sicherheits- ventil
	Gurt- straffer		Gasdruck- dämpfer		Kraftstoff- tank		Fußgänger- schutzsystem




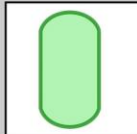
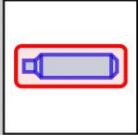

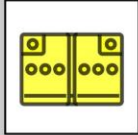

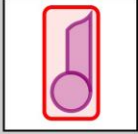



Sonata



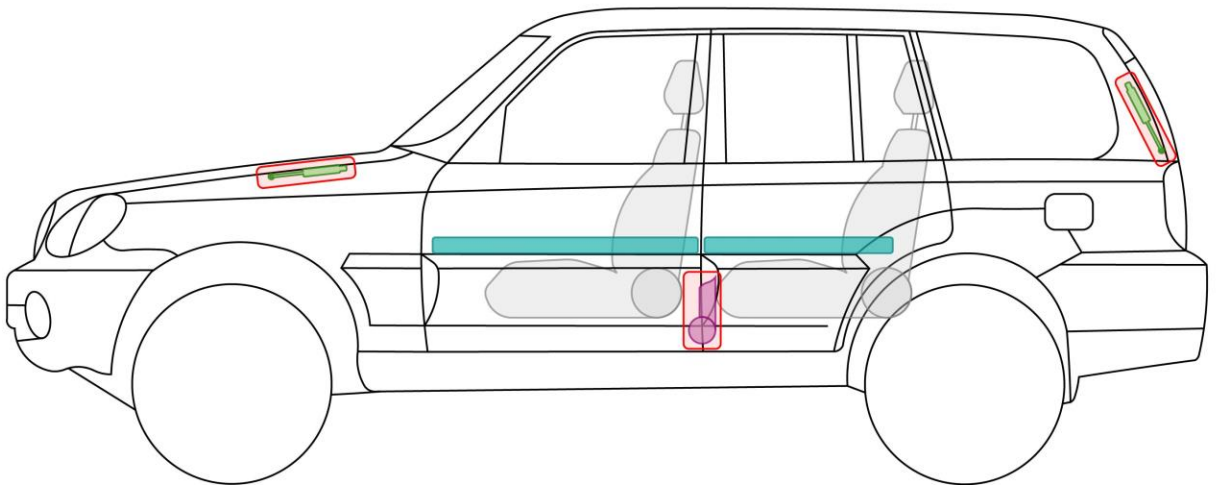
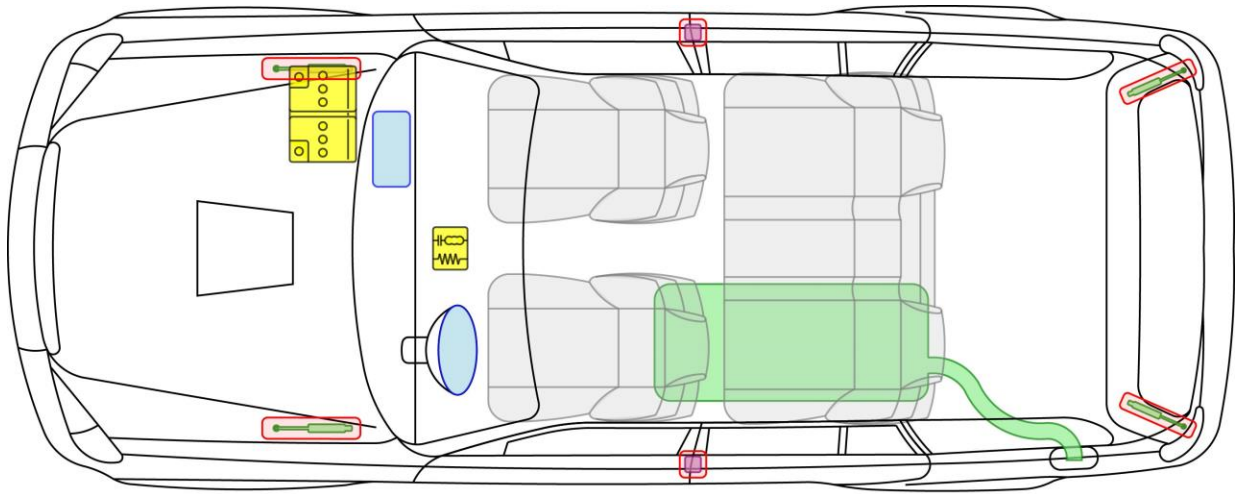
nur Sonata LPG



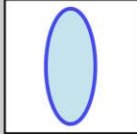


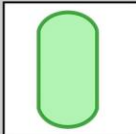
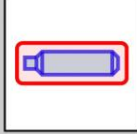

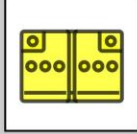

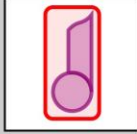



Legende

	Airbag		Karosserie- verstärkung		Steuergerät		Gastank
	Gas- generator		Überroll- schutz		12 V Batterie		Sicherheits- ventil
	Gurt- straffer		Gasdruck- dämpfer		Kraftstoff- tank		Fußgänger- schutzsystem

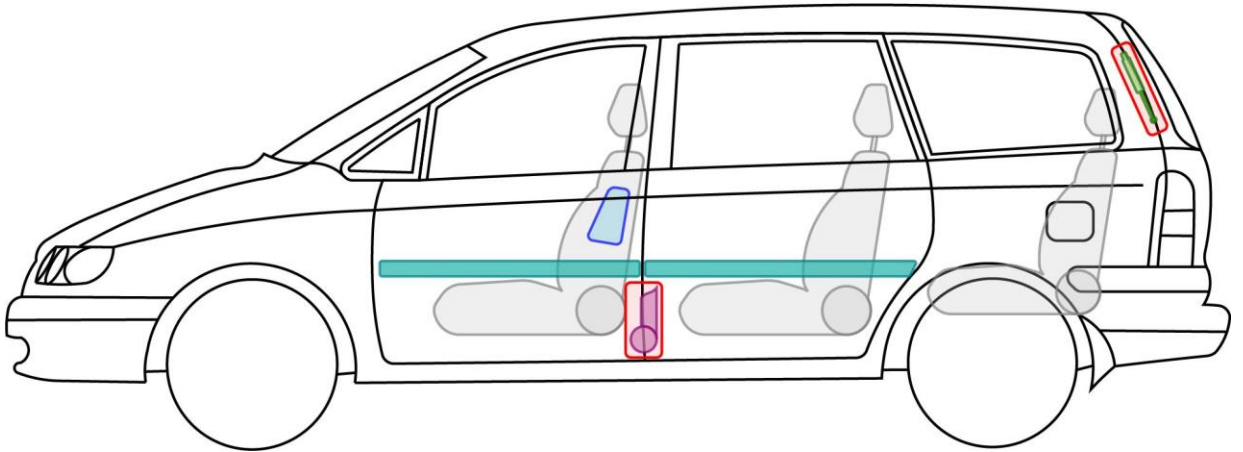
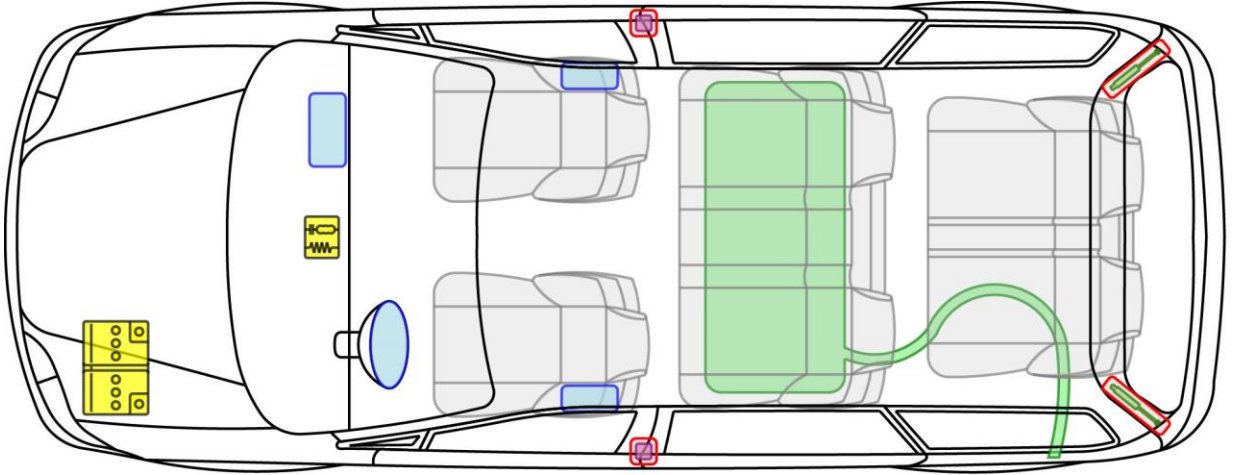
Sonata







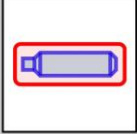

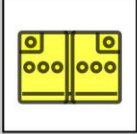





Legende

	Airbag		Karosserie- verstärkung		Steuergerät		Gastank
	Gas- generator		Überroll- schutz		12 V Batterie		Sicherheits- ventil
	Gurt- straffer		Gasdruck- dämpfer		Kraftstoff- tank		Fußgänger- schutzsystem

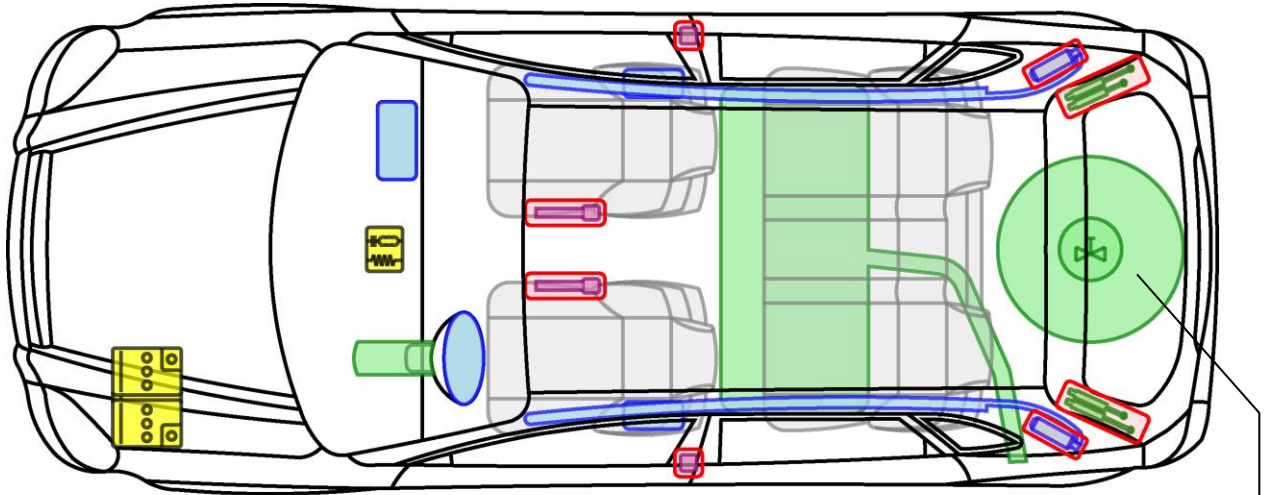
Terracan



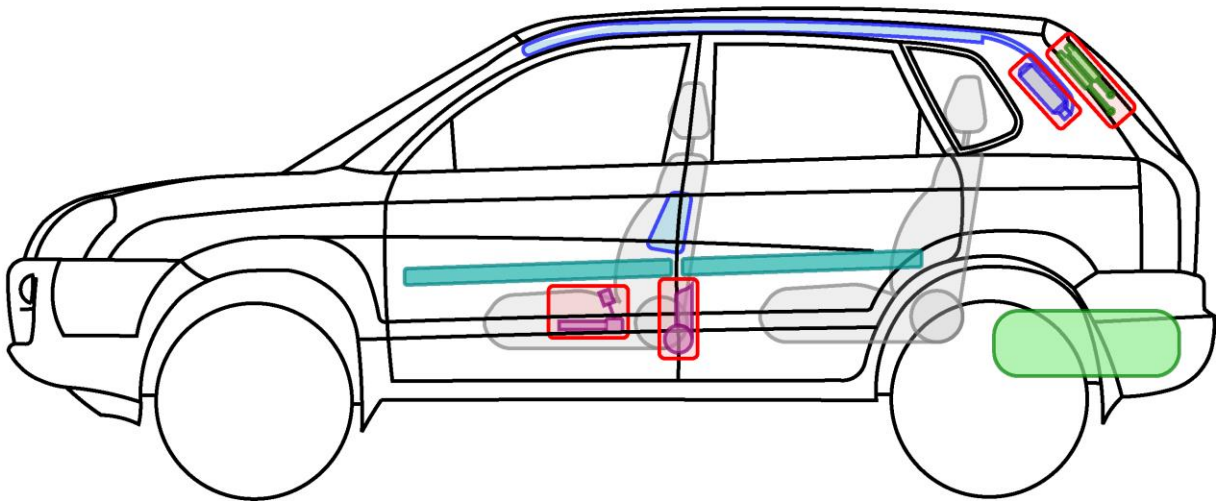
Legende

	Airbag		Karosserie- verstärkung		Steuergerät		Gastank
	Gas- generator		Überroll- schutz		12 V Batterie		Sicherheits- ventil
	Gurt- straffer		Gasdruck- dämpfer		Kraftstoff- tank		Fußgänger- schutzsystem





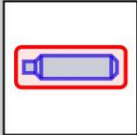

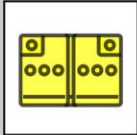





Trajeto



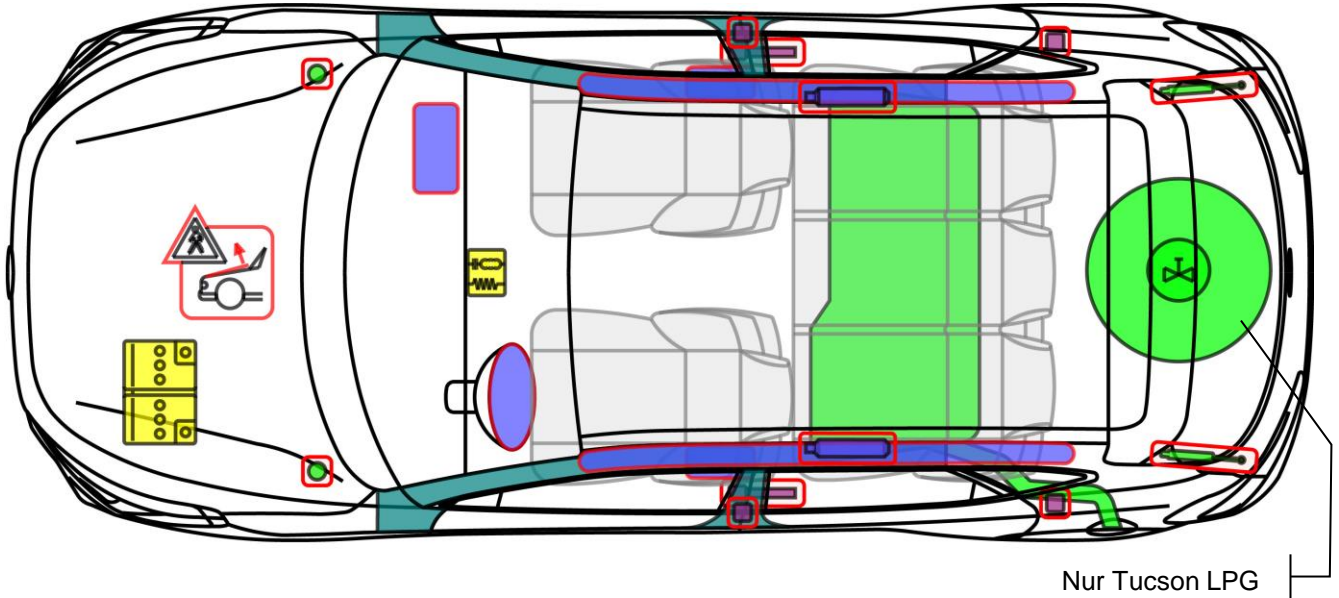
nur Tucson LPG



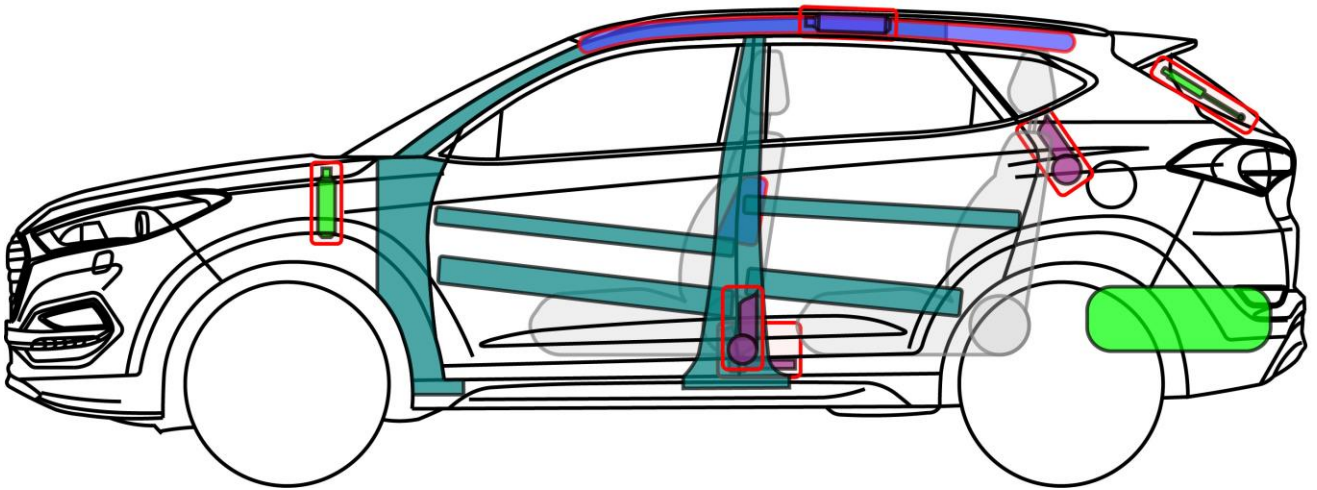
Legende

	Airbag		Karosserie- verstärkung		Steuergerät		Gastank
	Gas- generator		Überroll- schutz		12 V Batterie		Sicherheits- ventil
	Gurt- straffer		Gasdruck- dämpfer		Kraftstoff- tank		Fußgänger- schutzsystem





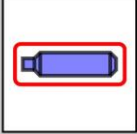

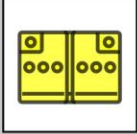

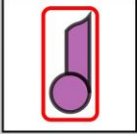



Tucson



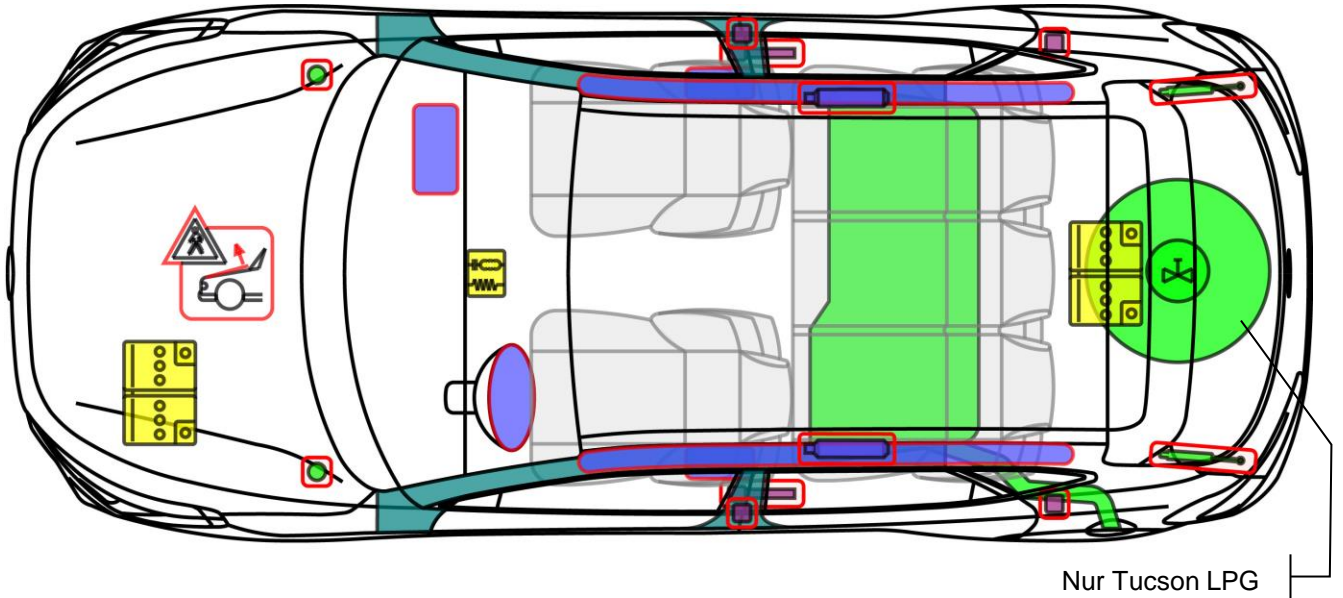
Nur Tucson LPG



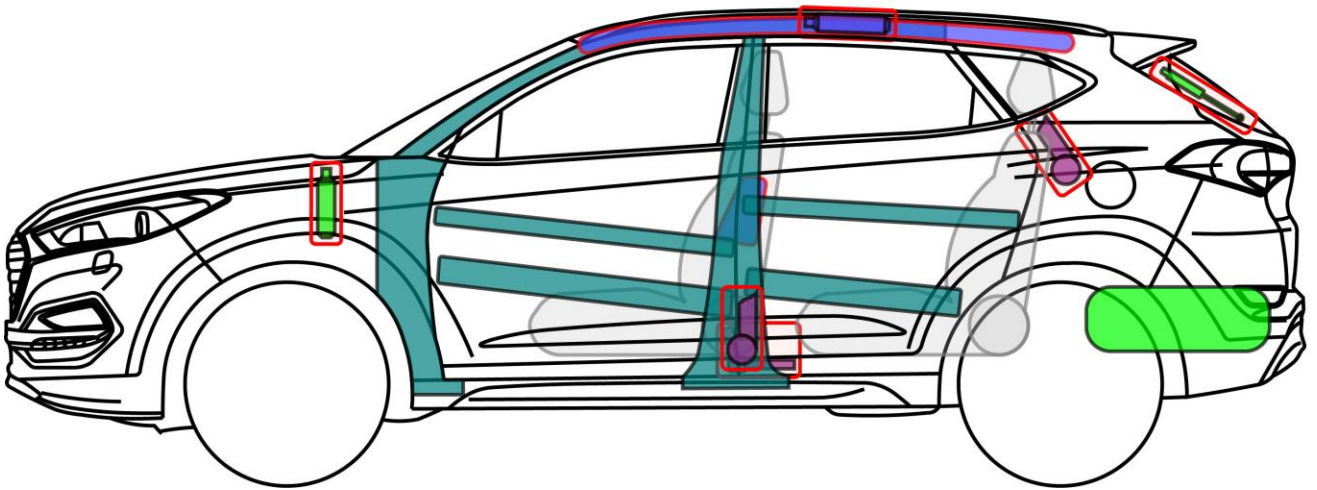
Legende

	Airbag		Karosserie- verstärkung		Steuergerät		Gastank
	Gas- generator		Überroll- schutz		12 V Batterie		Sicherheits- ventil
	Gurt- straffer		Gasdruck- dämpfer		Kraftstoff- tank		Fußgänger- schutzsystem





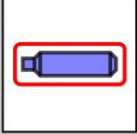

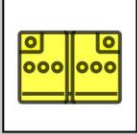

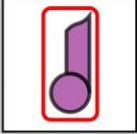



Tucson



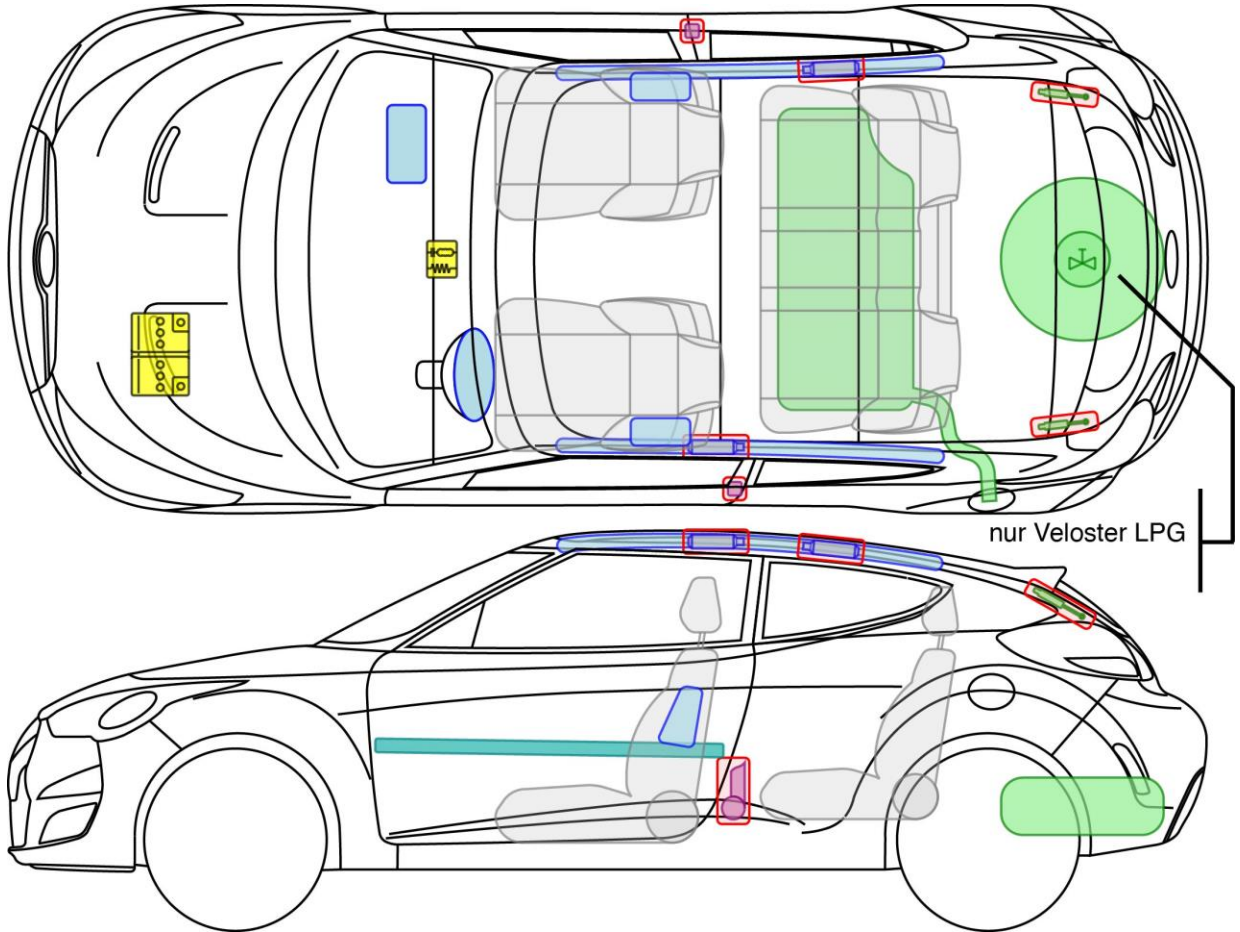

Nur Tucson LPG






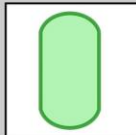
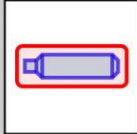

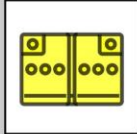

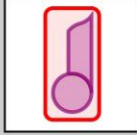



Legende

	Airbag		Karosserie- verstärkung		Steuergerät		Gastank
	Gas- generator		Überroll- schutz		12 V Batterie		Sicherheits- ventil
	Gurt- straffer		Gasdruck- dämpfer		Kraftstoff- tank		Fußgänger- schutzsystem

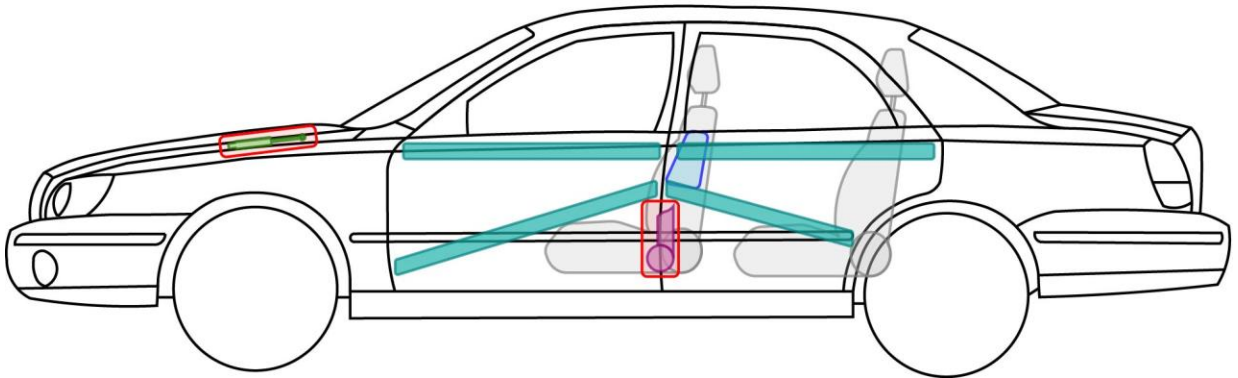
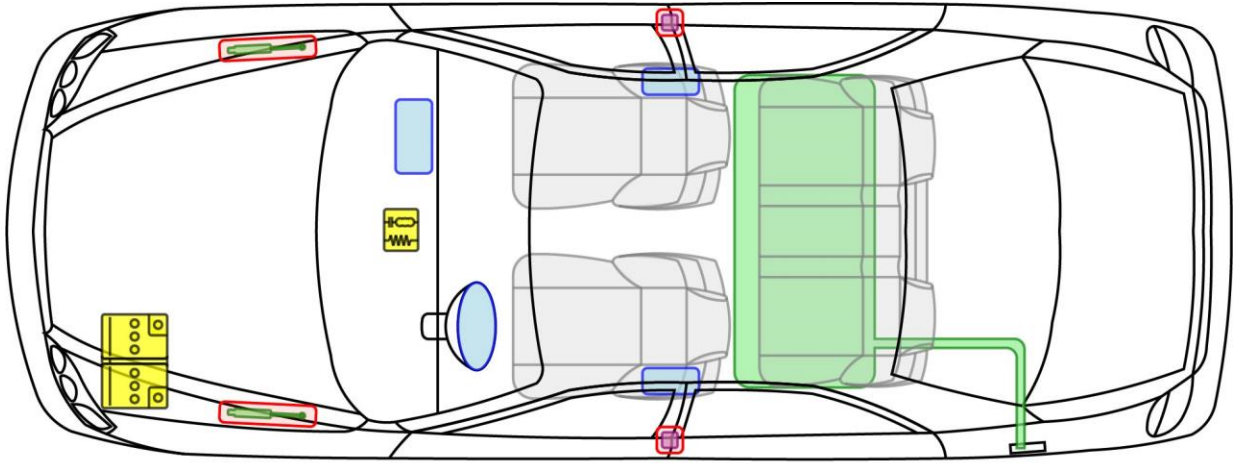
Tucson







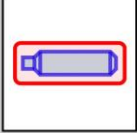

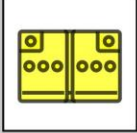

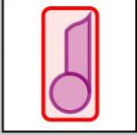



Legende

	Airbag		Karosserie- verstärkung		Steuergerät		Gastank
	Gas- generator		Überroll- schutz		12 V Batterie		Sicherheits- ventil
	Gurt- straffer		Gasdruck- dämpfer		Kraftstoff- tank		Fußgänger- schutzsystem

Veloster



Legende

	Airbag		Karosserie- verstärkung		Steuergerät		Gastank
	Gas- generator		Überroll- schutz		12 V Batterie		Sicherheits- ventil
	Gurt- straffer		Gasdruck- dämpfer		Kraftstoff- tank		Fußgänger- schutzsystem

XG