

Discover TUCSON.

Lucky you

Exterior Design

Interior Design

Connectivity

Performance

Hyundai SmartSense

TUCSON N Line

Customising / Specifications

Lucky you.

Whatever life throws your way,
the TUCSON has got you covered.
Its cutting-edge design, reinvented
interior and state-of-the-art smart
technology makes it the perfect
companion for all your adventures.
Life can be unpredictable, but lucky
you – you have a TUCSON.



Refined, refreshed,
reinvented.





Sophisticated and progressive.

The TUCSON's refreshed design redefines modern aesthetics, blending bold sophistication with striking, sculpted surfaces and dynamic lines. This harmonious combination not only enhances its visual impact but also strengthens the TUCSON's lasting appeal among drivers seeking style and substance. Powerful new design elements harmonise with geometric forms and the redesigned Parametric Hidden Lights in front.





Meticulously crafted interior.



Premium comfort and roominess.

Completely redesigned to integrate an impressive new range of screens and advanced technology elements, the meticulously crafted interior blends spaciousness and practicality for a soothing sense of openness. Your passengers will love the comfort and roominess with plenty of legroom in the rear as well.

Versatility and roominess with a stylish streak.



Generous cargo space.

Enjoy up to 620 litres of boot space for luggage with the seats up and up to 1,799 litres with the rear seats folded down. They fold in a 40:20:40 ratio for more flexibility.



New armrest and centre console.

Perfectly positioned for comfort, the new armrest gives you ideal access to the wireless charging pad and cup holders in the revamped centre console. Automatic variants only.



The comfort
of convenience.

Convenience highlights.



12" projection head-up display.
Ultimate and N Line S trims only.



Column-mounted shift by wire.



6.6" climate control touchscreen.



3-step rear heated seats.
Premium, Ultimate and
N-Line S trims only.

Next level smart tech
for intuitive connectivity.





Seamlessly integrating technology and style, the latest upgraded connectivity features deliver an immersive driving experience. The elegantly curved panoramic display features two integrated screens for a high-tech look:

a 12.3" infotainment touch screen and 12.3" digital cluster. Wireless Apple CarPlay™ and Android Auto™ are on board as well, so you can mirror your apps, music, and phone layout onto the big screen without the hassle of having to plug it in.¹



Bluelink[®]

Connected Car Services.

TUCSON is equipped with Bluelink Connected Car Services – delivering seamless connectivity via smartphone app or touchscreen display – with online voice recognition and a wide range of features to make your drive more convenient and enjoyable.


A free 10-year subscription to Bluelink LITE and a 6 month free trial of Bluelink PRO is included with the navigation system. Take advantage of real-time data, like traffic, parking and local petrol station info – as well as Connected Routing, our online navigation system.

Electrified performance
and efficiency.



Developed to reduce emissions without compromising on being fun to drive, the TUCSON is available with a wide range of powertrains to meet every need and driving style.


Petrol




Engine

1.6-litre T-GDI petrol engine 150 PS
1.6-litre T-GDI engine, 150 PS. Available in both 6-speed Manual Transmission and 7-speed DCT Automatic Transmission. 2WD.


Hybrid



Engine




E-Motor




Battery

1.6-litre T-GDI petrol engine and 47.7 kW electric motor for a total combined output of 215 PS.
Powered by a 1.49 kWh lithium-ion polymer battery and paired with a 6-speed Automatic Transmission. 2WD and 4WD available.


Plug-in Hybrid




Engine



E-Motor



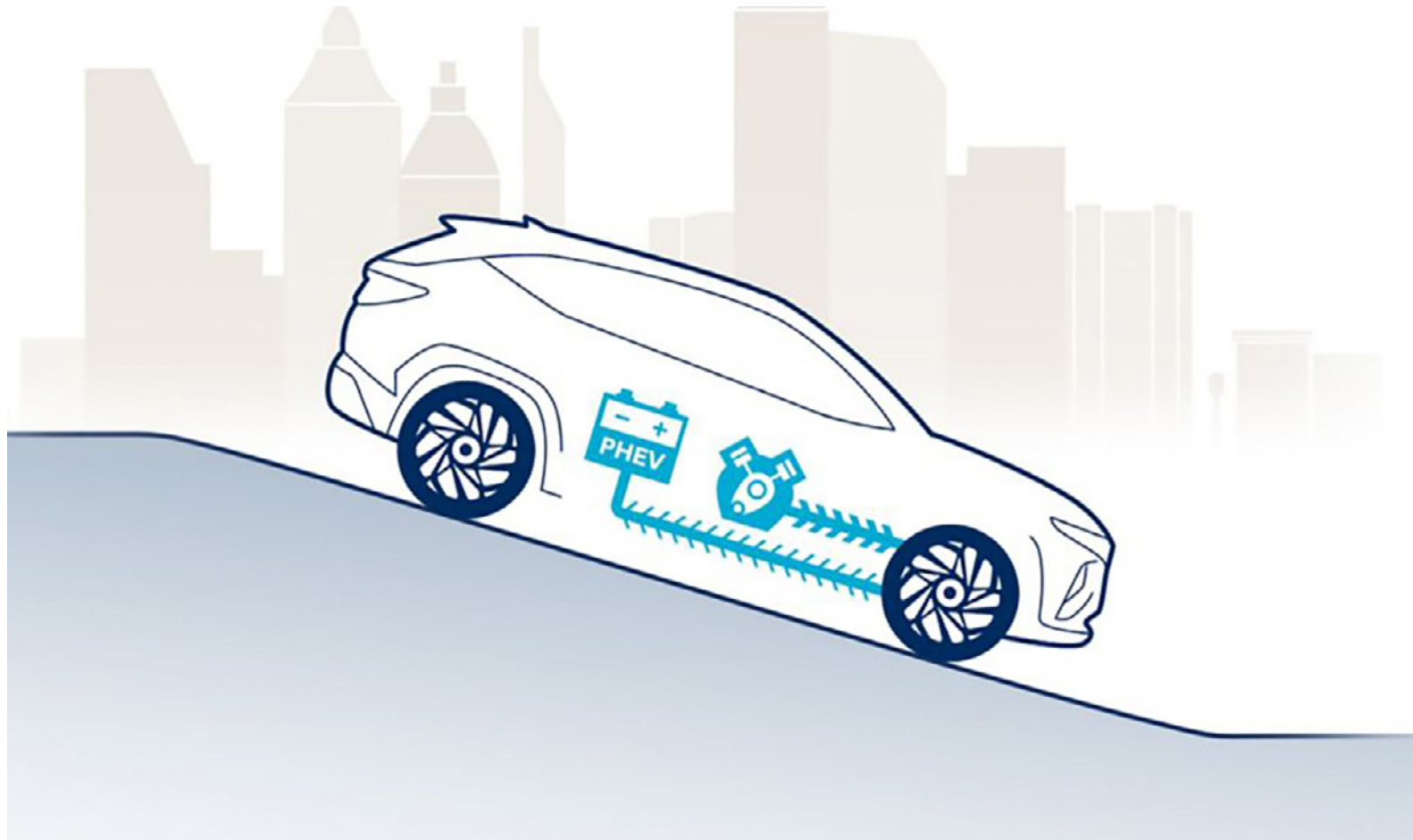
Battery



Charge

1.6-litre T-GDI petrol engine and 72 kW electric motor for a total combined output of 252 PS.
Powered by a 13.8 kWh lithium-ion polymer battery and paired with a 6-speed Automatic Transmission. 2WD and 4WD available.

Plug-in hybrid power and regenerative braking.



Electric when you want it. Petrol when you need it. The TUCSON Plug-in Hybrid offers the best of both worlds with 40 miles of full-electric driving range.³ And once the electric-only range is depleted, you can plug into a charging station – or just continue on with the petrol engine. Depending on the driving situation, it switches seamlessly between



its petrol engine and electric motor, sometimes using both. The regenerative braking system charges the battery by using the electric motor to slow the car. And you can easily control the level of regenerative braking using the steering wheel mounted paddle shifters.

Fast and flexible charging.



You can charge the TUCSON Plug-in Hybrid at a public AC charging station, a home wall box or domestic wall socket. And when you're plugged in at home, you can remotely schedule charging via your smartphone and the Bluelink app during low-demand hours for lower rates.



Two charging cables are fitted as standard to all TUCSON Plug-in Hybrid trims: one for public AC charging points and an ICCB-cable for charging via a regular household power socket.

Hyundai SmartSense

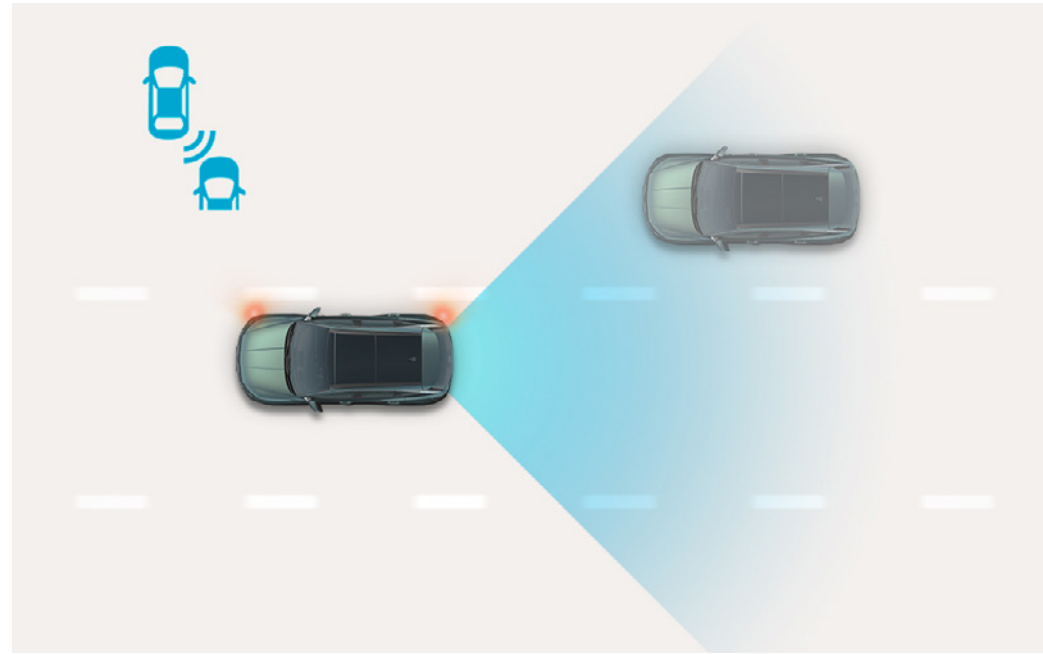


Hyundai SmartSense



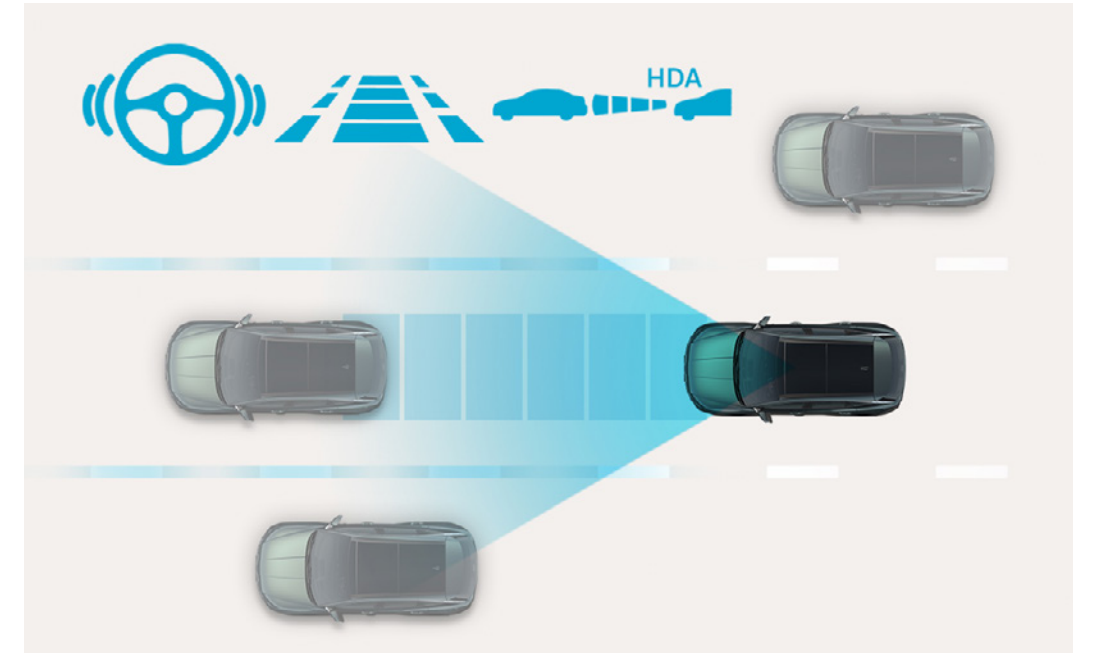
Forward Collision-avoidance Assist with Junction Turning (FCA-JT).

The FCA system automatically brakes when it detects sudden braking by the car ahead or detects pedestrians or cyclists in your path. During cross intersection turning, it brakes if there is a risk of collision with an oncoming vehicle. ♦



Blind Spot Collision-avoidance Assist (BCA).

Using two radar sensors in the lower rear bumper, the system warns you of traffic in the blind spot area. Should you set the turn indicator in such a situation, it will sound an acoustic alert to prevent collision. ♦



Highway Driving Assist 1.5 (HDA 1.5).

TUCSON is available with Highway Driving Assist 1.5 which maintains a set speed and distance from the vehicle ahead when driving on highways and helps centre the vehicle in the lane, even through a curve. Smart Cruise Control (SCC) maintains a distance to the vehicle ahead and a speed set by the driver. ♦

N *Line*



* Models shown are subject to availability,
please contact your local Hyundai retailer.

* Models shown are subject to availability,
please contact your local Hyundai retailer.



Welcome to the sportier side.

By choosing a TUCSON, you make a statement. Choosing the motorsport-inspired N Line trims adds a statement of performance. N Line and N Line S trims feature a range of new exterior design

enhancements that put a sleeker edge on its sporty look. Bold new 19" alloy wheels featuring the N logo and winglet form make a bold statement and enhance the dynamic energy of the TUCSON N Line and N Line S.

So much more than just a pretty face.



Exclusive front design.

The more aggressive bumper with its distinctive N style mesh is enhanced by the bolder air intake design, inspired by the aerodynamic tips of aircraft wings. Side mouldings and wheel arches in body colour flow into the new front bumper for more dynamic lines and a slimmer look.



Muscular rear bumper.

The new rear bumper features the same aeronautic-inspired winglet shapes as in the front. It enhances the sporty appearance in the rear together with the aerodynamic N Line spoiler and the twin chrome exhaust pipes.



The sportier side of SUV style.

Get into a whole new level of sportiness with an interior that features sporty metal pedals and N Line steering wheel as well as red accents throughout. The sporty N Line seats, available in both N Line and N Line S trims, feature red contrast stitching and keep you in control and comfortable with excellent lumbar support. They are finished in luxurious mix of perforated black textile suede and leather witherred contrast stitching.




Personalise your perfect version.

Personalise your own distinctive look with a wide range of dynamic colours and a two-tone roof* available in Abyss Black.

Two-tone roof* is an optional extra only available on Premium and N Line.

*Additional cost option. 2-tone roof is only available for MY25 vehicles in stock (not available on MY26 orders).

[Configure now](#)



Interior colours.

The TUCSON is available with Obsidian Black and Moss Grey interior colour schemes. A Cypress Green Colour Pack is also available, featuring Cypress Green dashboard and door garnish accents as well as seat stitching.


You can choose from seats finished in cloth, perforated leather or combination cloth and leather seats.

* Premium only available in Cloth & Leather Black.
Advance only available in Cloth Black.



N Line interior colour combination.

Upgrade your comfort zone. The sporty N Line seats keep you in control and comfortable with excellent lumbar support and are finished in luxurious mix of perforated black textile suede and leather with red contrast stitching.



Dimensions.

Unit: mm

All figures refer to the TUCSON equipped with an 19" wheel.



Overall Width 1,865
Wheel Tread 1,615



Wheel Tread 1,622

Overall Height
1,650 – 1,653
(incl. Roof Rail)



Overall Length 4,510 – 4,535
Wheel Base 2,680

Specifications.

Type	1.6T 150PS 6MT	1.6T 150PS 7DCT	1.6T 215PS Hybrid 6AT 2 / 4WD	1.6T 252PS Plug-Hybrid 6AT 2 / 4WD
Engine Type	4 Cylinder DOHC	4 Cylinder DOHC	4 Cylinder DOHC	4 Cylinder DOHC
Displacement (cc)	1,598	1,598	1,598	1,598
Max. Power (PS / rpm)	150 @ 5500rpm	150 @ 5500rpm	215 @ 5500rpm	253 @ 5500rpm
Torque (Nm)	250 @ 1500–4000rpm	250 @ 1500–4000rpm	264 @ 1500–4500rpm	304 @ 1500–4500rpm
Transmission type	6-MT	7-DCT	6-AT	6-AT
Drive type	2WD	2WD / 4WD	2WD / 4WD	2WD / 4WD
Full Hybrid System				
Electric Motor type	--	--	PMSM	PMSM
Motor Max. Power (PS / kW)	--	--	60/44.1 (PS / kW)	91/66.9 (PS /kW)
Motor Max. Torque (Nm)	--	--	264 @ 1500–4500 rpm	264 @ 1500–4500 rpm
Hybrid comb. output (PS / rpm)	--	--	215 @ 5500 rpm	252 @ 5500 rpm
Performance				
Top Speed (mph)	121	121	116	116
0-62mph (seconds)	9.5 (2WD)	9.4 (2WD)	8.2 (2WD) / 8.5 (4WD)	8.2 (2WD) / 8.5 (4WD)
Suspension				
Front	McPherson Strut	McPherson Strut	McPherson Strut	McPherson Strut
Rear	Multi-Link	Multi-Link	Multi-Link	Multi-Link
Wheel and Tyre type				
17-inch alloy wheels	215/65 R17	215/65 R17	215/65 R17	215/65 R17
18-inch alloy wheels	235/55 R18	235/55 R18	235/50 R18	235/50 R18
19-inch alloy wheels	235/50 R19	235/50 R19	235/50 R19	235/50 R19
Weight				
Max Roof Weight (kg)	100	100	100	100

Abbreviations: **AT** → Automatic Transmission **DCT** → Dual Clutch Transmission **MT** → Manual Transmission **PMSM** → Permanent Magnet Synchronous Motor

Sophisticated good looks meet spacious practicality.

Spacious and versatile, the TUCSON boasts a refined interior that effortlessly blends elegance with advanced smart technology, turning every journey into a memorable experience. Its bold, refreshed design elevates modern aesthetics, highlighted by sculpted surfaces and dynamic lines that command attention.



- 1 Apple CarPlay™ is a registered trademark of Apple Inc.
Android Auto™ is a registered trademark of Google Inc.
 - 2 The Hyundai Digital Key 2 feature requires a compatible mobile device, Bluelink app installation and an active subscription. Features, app and specifications are subject to change.
The Hyundai Digital Key 2 can be shared via the Wallet app (Apple Wallet, Samsung Wallet, and Google Wallet) on your mobile device. Shared keys can only be used on devices that are compatible with Hyundai Digital Key 2. For more details, see the owner's manual and the Bluelink terms of use. Smartphone and screen are shown for illustration purposes only.
 - 3 Fuel consumption figures for the Hyundai TUCSON Petrol and Hybrid range. MPG (l/100km)(Combined): 40.4 (7.0)–49.6 (5.7). CO₂ emission (g/km): 129–158 g/km. Figures shown are for comparability purposes; only compare fuel consumption and CO₂ figures with other cars tested to the same technical procedures. These figures may not reflect real life driving results, which will depend upon factors including the accessories fitted (post-registration), variations in weather, driving styles and vehicle load. tested under WLTP regulations. Warranty terms and exclusions apply.
- ◇ The features shown are intended to assist drivers to engage in safe driving behaviour. They do not relieve the driver from their responsibility to safely operate the vehicle at any time and to adapt their driving based on the driver's capabilities, local traffic rules and the overall road and traffic conditions. The system is not designed to drive the vehicle autonomously. For further information, please refer to the owner's manual.

Hyundai Motor UK Ltd

Ground Floor, Birchwood Building,
The Office Park, Springfield Drive,
Leatherhead, KT22 7LP
www.hyundai.co.uk



The Hyundai 5-Year Unlimited Mileage Warranty applies only to Hyundai vehicles that have been originally sold by an authorised Hyundai retailer to an end-customer, as set out in the terms and conditions of the warranty booklet. 8 years or 160,000 km warranty on vehicle battery unit. Local terms and conditions apply. Contact your official Hyundai retailer for further information.

All the information contained in this brochure is provisional and subject to change without notice and is intended only as preliminary notification. Possible variations in the representation of vehicle colours are due to the limitations of printing technology. The products shown correspond to the offer and the range of equipment for European markets. The vehicles shown in this brochure may be equipped with additional equipment at extra cost, and not all model versions are included in this brochure. Hyundai Motor Europe reserves the right to make changes to technical specifications and equipment content without notice.

Please consult your Hyundai retailer for exact details.