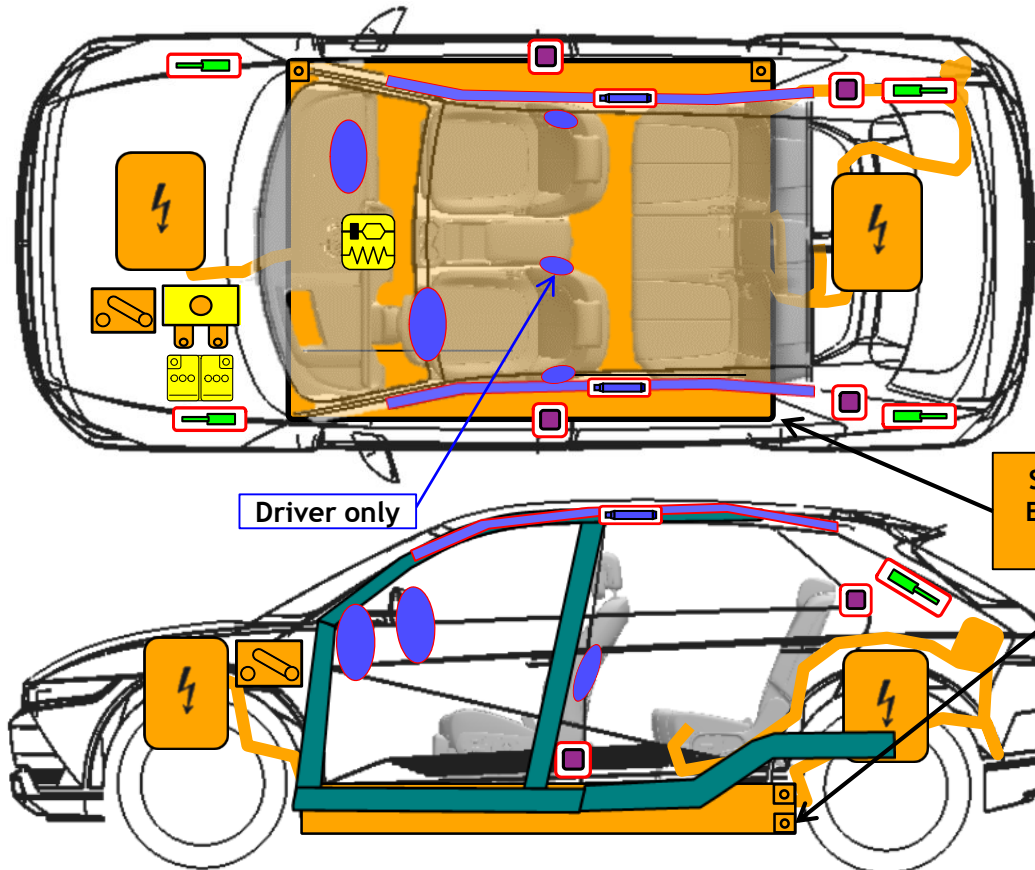




Hyundai IONIQ 5

SUV, 5 doors

From March 2021

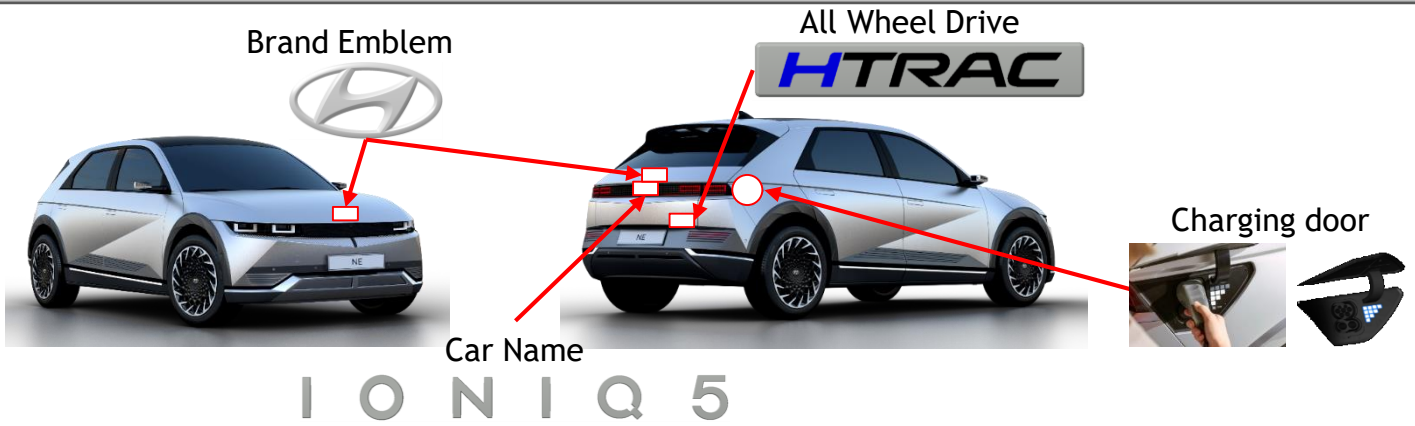


Driver only

Standard: 522V
Extended: 653V
Li-ion


	Airbag		Stored gas inflator		Seat belt pretensioner		SRS control unit		Pedestrian protection active system
	Automatic rollover protection system		Gas strut/Preloaded spring		High strength zone		Zone requiring special attention		
	Battery low voltage		Ultra capacitor, low voltage		Fuel tank		Gas tank		Safety valve
	High voltage battery pack		High voltage power cable/component		High voltage disconnect		Fuse box disabling high voltage system		Ultra capacitor, high voltage
	High Voltage Component								

1. Identification / recognition



2. Immobilization / stabilization / lifting

■ Immobilization

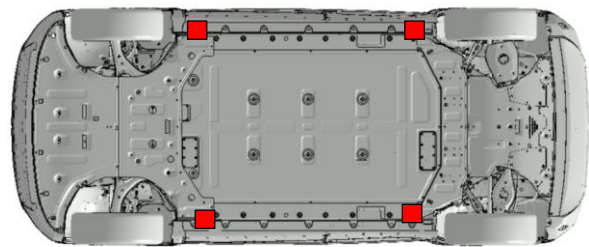
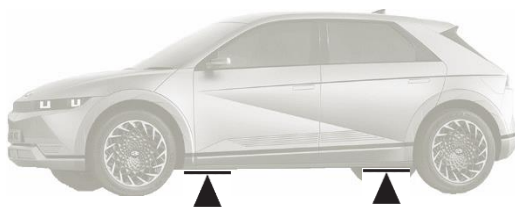


1. Chock the wheels and pull the switch to set the parking brake.



2. For automatic transmission vehicles, shift into park(P) gear.

■ Lifting points under the vehicle : ■




3. Disable direct hazards / safety regulations

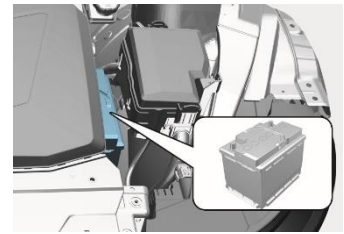
■ Access to the battery



1. Pull the release lever



2. Raise the hood



3. Battery in the engine compartment

	ID No.	Version No.	Version date	Page
	KMH-NE1-RSB-01-202103	01	04/03/2021	2 of 4

Disabling procedure

Low voltage battery

① Turn the ignition switch off

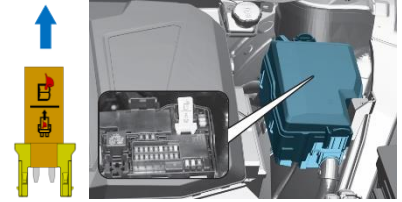
② Disconnect the negative(-) terminal

③ Disconnect the positive(+) terminal

High voltage battery

① Open cover of the fuse box in the engine compartment

② Pull up the yellow lever in the high voltage cut-off switch



4. Access to the occupants

Seat adjustment



Steering column adjustment

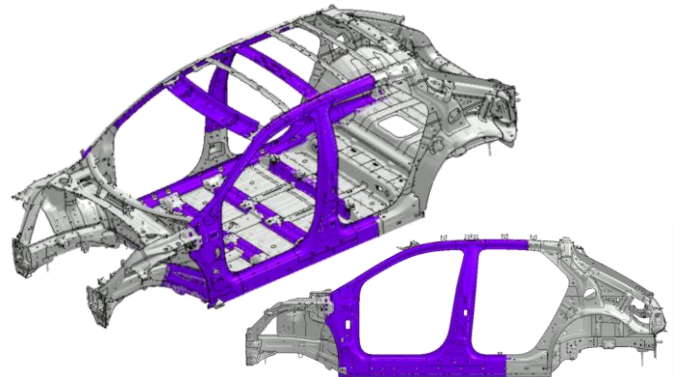


Door



When the door outer handle doesn't pop-out, push the front side inwards.

Vehicle Body Hardened Steel(100K↑)








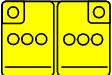









Glass



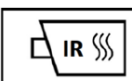
1 : Laminated / 2 : Tempered, Laminated(OPT) / 3 : Tempered

5. Stored energy / liquids / gases / solids

	Extended : 653.4V Standard : 522.7V		     
	12V		 
	w/o heat pump	with heat pump	   
	R-134a	750g / 950g	
	R-1234yf	700g / 900g	



When coolant leaks from the battery pack, it can become unstable with risk of thermal runaway. Check battery pack temperature with thermal imaging camera.

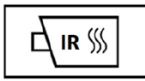


	ID No.	Version No.	Version date	Page
	KMH-NE1-RSB-01-202103	01	04/03/2021	3 of 4

6. In case of fire



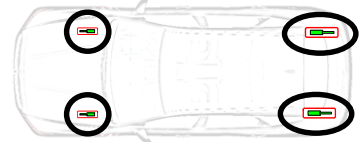
Use large amount of water



BATTERY RE-IGNITION!

■ Gas Strut/ Preloaded spring  

Risk of missile effect of hood and tailgate.




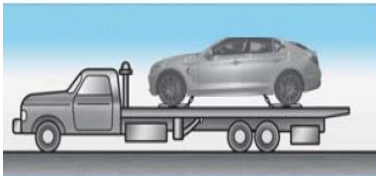
7. In case of submersion



Do not touch any of the high-voltage components or cables including the high voltage cut-off switch, as doing so poses an electrocution hazard. Work on the vehicle only after the vehicle has been pulled out of the water.

8. Towing / transportation / storage

OK :

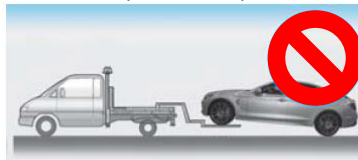


Dollies











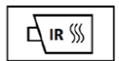




Dollies

Not OK :



10. Explanation of pictograms used

	Electric vehicle		Warning high voltage
	Caution		Risk of flammability
	Risk of corrosive material/substances		Risk of damaging human health
	Risk of an explosion		Risk of acute toxicity
	Air-conditioning component		Warning low temperature
	Use IR Camera (thermal imaging)		Use water to extinguish the fire
	Bonnet		

	ID No.	Version No.	Version date	Page
	KMH-NE1-RSB-01-202103	01	04/03/2021	4 of 4