

# TUCSON







# Lucky you.

Whatever life throws your way, the new TUCSON has got you covered. Available with a wide range of electrified and conventional powertrains - its cutting-edge design and state-of-the-art smart tech makes it the perfect companion for all your adventures. Life can be unpredictable, but lucky you - you have a TUCSON.



# Refined, refreshed, reinvented.

The new TUCSON's refreshed design is taking modern aesthetics to the next level, while its chiselled surfaces and dynamic lines have already helped make it a best-seller.



Powerful new design elements harmonise with geometric forms and the redesigned Parametric Hidden Lights in front.



Electric when you want it. Petrol when you need it. The new TUCSON Plug-in Hybrid gives you 71 km of full-electric driving range.\*



Enjoy up to 620 litres of boot space for luggage with the seats up and up to 1,799 litres with the rear seats folded down. They fold in a 40:20:40 ratio for more flexibility.



Redesigned to integrate an impressive new range of screens and advanced technology, the meticulously crafted interior blends spaciousness and practicality for a soothing sense of openness.



# Next level smart tech.

Seamlessly integrating technology and style, the latest upgraded connectivity features deliver an immersive driving experience. Wireless Apple CarPlay™ and Android Auto™ let you mirror your apps, music, and phone layout onto the big screen.\*\*



The elegantly curved panoramic display features two integrated screens for a high-tech look: a 12.3" infotainment touch screen and 12.3" digital cluster.

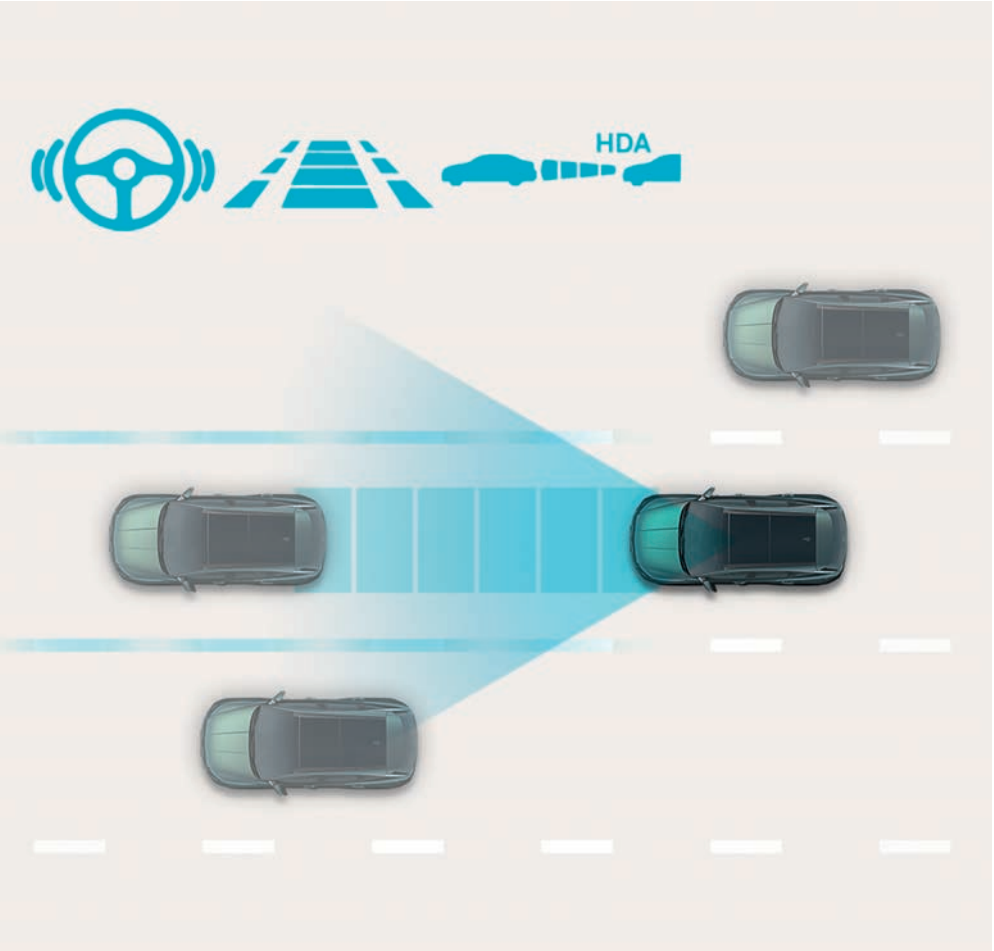
Now you can leave your car key at home. For more convenience, Hyundai Digital Key 2 lets you lock, unlock and start your TUCSON via smart phones or Apple Watches.\*\*\*

# Hyundai SmartSense

With its advanced driver-assistance systems and an active safety package with a range of innovative features, the new TUCSON delivers even more peace of mind.



The Intelligent Front-Lighting System delivers the very best levels of illumination, automatically adapting to road situations and maximising high beam usage without dazzling oncoming drivers. 0



Highway Driving Assist 1.5 maintains a set speed and distance from the vehicle ahead when driving on highways and helps centre the vehicle in the lane, even through a curve. 0



# Welcome to the sportier side.

The motorsport-inspired N Line trim adds another level of sportiness to the new TUCSON. Design enhancements like side mouldings and wheel arches in body colour flow into the bolder bumpers for more dynamic lines and a slimmer look.



Bold new 19" alloy wheels featuring the N logo and winglet form make a bold statement and enhance the dynamic energy of the TUCSON N Line.





The interior features sporty metal pedals and an N Line steering wheel, as well as red accents throughout.



The sporty N Line seats are finished in luxurious mix of perforated black textile suede and leather with red contrast stitching.



Colour options and wheels.



19" alloy wheel



19" alloy wheel



18" alloy wheel



17" alloy wheel



Configure now.

Specifications and dimensions.

	Petrol				Diesel		
Type	1.6 T-GDi 6-speed MT	1.6 T-GDi 48V 6 MT / 7 DCT   2/4WD	1.6 T-GDi HEV 6-speed AT 2/4WD	1.6 T-GDi PHEV 6-speed AT 2/4WD	1.6 CRDi 6-speed MT	1.6 CRDi 48V 6-speed MT	1.6 CRDi 48V 7-speed DCT 2/4WD
Engine Type	In-line 4 Cylinder	In-line 4 Cylinder	In-line 4 Cylinder	In-line 4 Cylinder	In-line 4 Cylinder	In-line 4 Cylinder	In-line 4 Cylinder
Displacement (cc)	1,598	1,598	1,598	1,598	1,598	1,598	1,598
Max. Power (kW (PS) / rpm)	117.6 (160) / 5,500	117.6 (160) / 5,500	117.6 (160) / 5,500	117.6 (160) / 5,500	85 (115) / 4,000	100 (136) / 4,000	100 (136) / 4,000
Max. Torque (Nm / rpm)	265 / 1,500~3,500	265 / 1,500~3,500	265 / 1,500~3,500	265 / 1,500~3,500	280 / 1,500~2,750	280 / 1,500~3,000	320 / 2,000~2,250
Transmission type	6-MT	6-MT / 7-DCT	6-AT	6-AT	6-MT	6-MT	7-DCT
Drive type	2WD	2WD / 4WD	2WD / 4WD	2WD / 4WD	2WD	2WD	2WD / 4WD
Full Hybrid System							
Electric Motor type	--	--	PMSM	PMSM	--	--	--
Electric Motor Max. Power (kW / PS)	--	--	47.7 / 65	72 / 98	--	--	--
Electric Motor Max. Torque (Nm)	--	--	264	304	--	--	--
Hybrid System combined output (PS / Nm)	--	--	215 / 367	252 / 367	--	--	--
Performance							
Max. Speed (km/h)	194	180	192	186	175	180	180
0 to 100 km/h acceleration (sec)	9.9	9.9	9.4/9.8 (4WD)	8.2 (2WD) / 8.5 (4WD)	7.9 (2WD) / 8.1 (4WD)	12.1	11.4 (2WD) / 11.6 (4WD)
Suspension							
Front	McPherson Strut	McPherson Strut	McPherson Strut	McPherson Strut	McPherson Strut	McPherson Strut	McPherson Strut
Rear	Multi-Link	Multi-Link	Multi-Link	Multi-Link	Multi-Link	Multi-Link	Multi-Link
Wheel and Tyre type							
17-inch alloy wheels	215/65R17	215/65R17	215/65R17	215/65R17	215/65R17	215/65R17	215/65R17
18-inch alloy wheels	235/55R18	235/55R18	235/55R18	235/55R18	235/55R18	235/55R18	235/55R18
19-inch alloy wheels	235/50R19	235/50R19	235/50R19	235/50R19	235/50R19	235/50R19	235/50R19
Weight							
Roof Rail Load (kg)	100	100	100	100	100	100	100

Abbreviations: **AT** → Automatic Transmission **DCT** → Dual Clutch Transmission **MT** → Manual Transmission **PMSM** → Permanent Magnet Synchronous Motor



Overall Width  
Wheel Tread

Overall Height  
1,650  
(incl. Roof Rail)



Overall Length  
Wheel Base



Wheel Tread

Unit : mm

All figures refer to the TUCSON equipped with an 19" wheel.

- \* Apple CarPlay™ is a registered trademark of Apple Inc.  
Android Auto™ is a registered trademark of Google Inc.
- \*\* The Hyundai Digital Key 2 feature requires a compatible mobile device, Bluelink app installation and an active subscription. Features, app and specifications are subject to change. The Hyundai Digital Key 2 can be shared via the Wallet app (Apple Wallet, Samsung Wallet, and Google Wallet) on your mobile device. Shared keys can only be used on devices that are compatible with Hyundai Digital Key 2. For more details, see the owner's manual and the Bluelink terms of use. Smartphone and screen are shown for illustration purposes only.
- \*\*\* Range for the 2WD version according to WLTP cycle. Final homologation is pending. Driving range may vary slightly depending on road conditions, your driving style and the temperature. It is also dependent on the type of tyres equipped.
- ◊ The features shown are intended to assist drivers to engage in safe driving behaviour. They do not relieve the driver from their responsibility to safely operate the vehicle at any time and to adapt their driving based on the driver's capabilities, local traffic rules and the overall road and traffic conditions. The system is not designed to drive the vehicle autonomously. For further information, please refer to the owner's manual.

Dealer stamp



The Hyundai 5-Year Unlimited Mileage Warranty applies only to Hyundai vehicles that have been originally sold by an authorized Hyundai dealer to an end-customer, as set out in the terms and conditions of the warranty booklet. 8 years or 160,000 km warranty on vehicle battery unit. Local terms and conditions apply. Contact your official Hyundai dealer for further information.

All the information contained in this brochure is provisional and subject to change without notice and is intended only as preliminary notification. Possible variations in the representation of vehicle colours are due to the limitations of printing technology. The products shown correspond to the offer and the range of equipment for European markets. The vehicles shown in this brochure may be equipped with additional equipment at extra cost, and not all model versions are included in this brochure. Hyundai Motor Europe reserves the right to make changes to technical specifications and equipment content without notice. Please consult your Hyundai dealer for exact details.