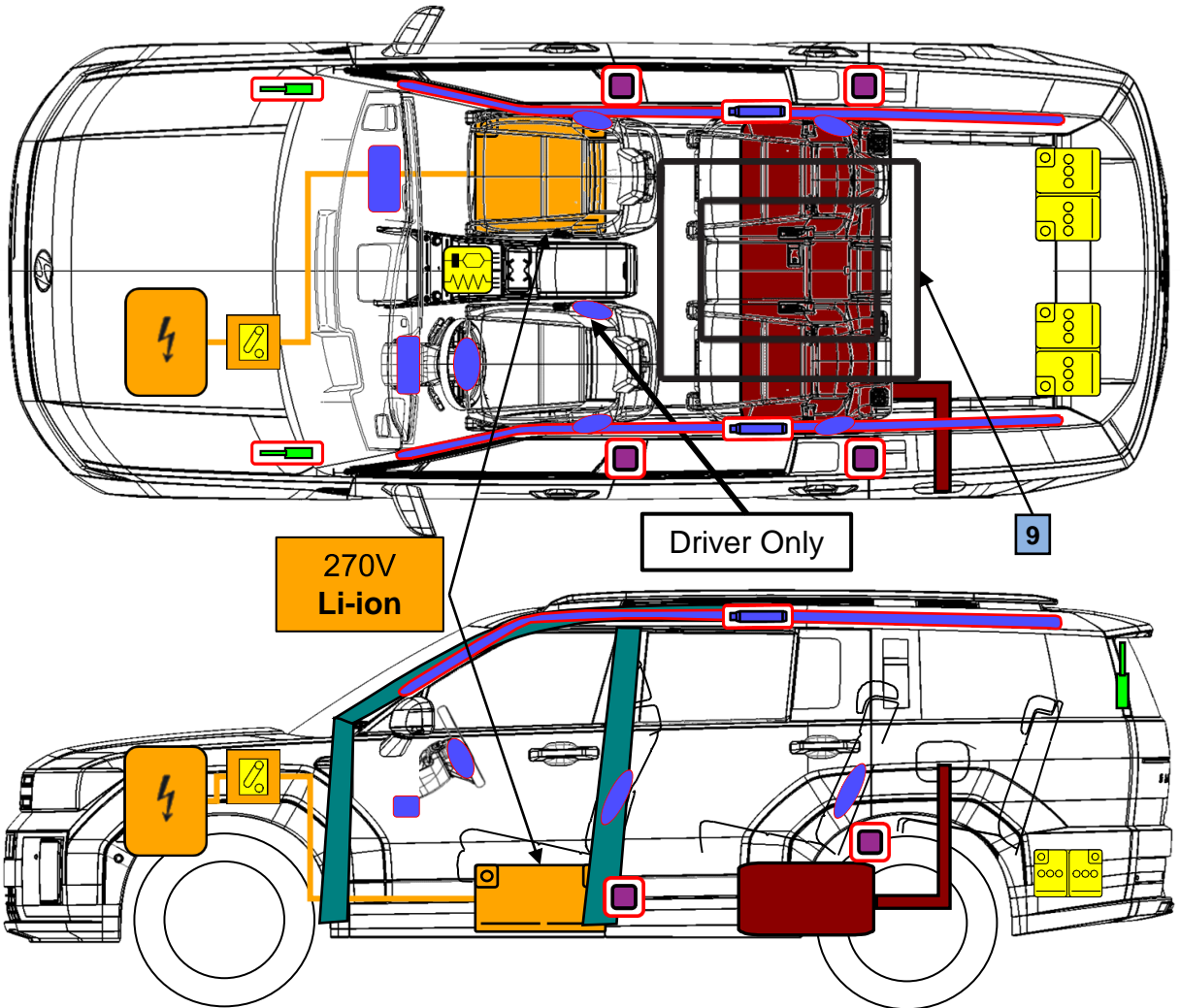




# Hyundai SANTA FE

SUV, 5 door (5-/ 6-/ 7-seater)  
Since 2024



	Airbag		Stored gas inflator		Seat belt pretensioner		SRS control unit		Zone requiring special attention
	Battery low-voltage		Gas strut / Preloaded spring		High strength zone		Fuel tank		
	Battery pack high-voltage		High voltage power cable		High voltage component		Low voltage device that disconnects high voltage		

# 1. Identification / recognition



LACK OF ENGINE NOISE DOES NOT MEAN VEHICLE IS OFF: SILENT MOVEMENT OR INSTANT RESTART CAPABILITY EXISTS UNTIL VEHICLE IS FULLY SHUT DOWN.



Brand Logo Name  
 **HYUNDAI**  
Model name  
**S A N T A F E**



Hybrid emblem: **hybrid**

## 2. Immobilisation / stabilisation / lifting

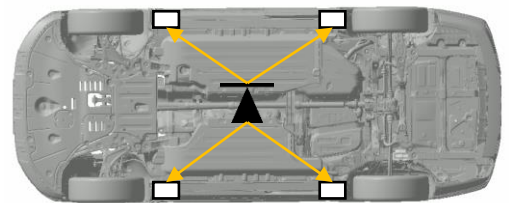
### Immobilization:



1. Chock the wheels and pull the **EPB** switch to set the parking brake.
2. For automatic vehicles the shift button to the park(P) position.

For stabilize vehicle, crib at four points directly under the front and rear pillars using wooden blocks or equivalent objects

### Lifting points under the vehicle:




## 3. Disable direct hazards / safety regulations

IN CASE OF AN ACCIDENT, WHERE AIRBAGS AND SEATBELT PRETENSIONER WERE ACTIVATED, THE HV-SYSTEM SWITCH'S OFF AUTOMATICALLY. FOR ALL OTHER CASES USE THE DISABLING METHODS BELOW



### Disabling High Voltage Battery:



#### Access:




Pull the hood release lever to unlatch the hood.



Go to the front of the vehicle, raise the hood slightly, push up the secondary hood release lever (1) inside of the hood center and lift the hood (2).

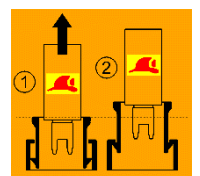
#### Disabling:

“Service Interlock” is not completely removable.



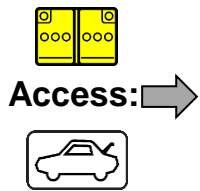
Find the “Service Interlock” in the fuse box

Pull up the “Service Interlock”



- ① HV connected
- ② HV disconnected


## Disabling 12V Battery:



Press the power tailgate open/close button for 1 second. The tailgate opens or closes with a warning sound.

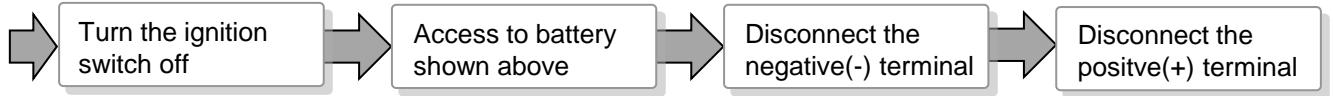


Press the power tailgate open/close button to open the tailgate. If the vehicle is locked, press the power tailgate open/close button with the smart key in your possession.



Battery in the trunk.

## Disabling:



## 4. Access to the occupants

### Steering column adjustment:

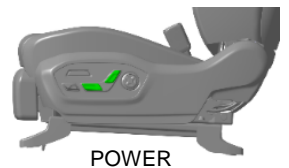
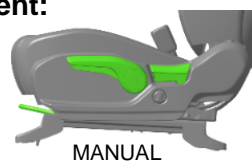


### Glass:

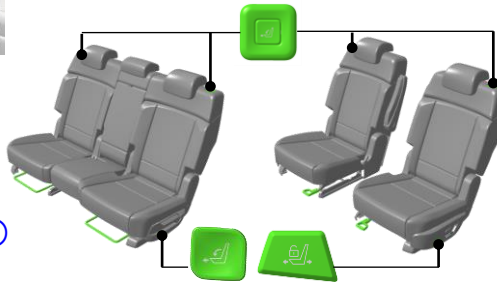
- ① : Laminated
- ②③ : Tempered (OPT : Laminated)
- ④⑤ : Tempered



### Seat adjustment:



### 3<sup>rd</sup> row WALK-IN SWITCH



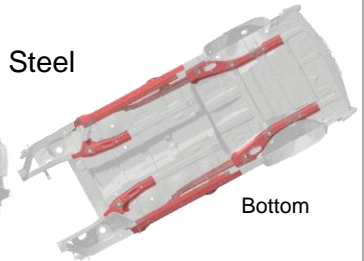
If the walk-in switch does not work, pull the strap (1) located on the lower left side of the seat.

### Vehicle body → Hardened Steel

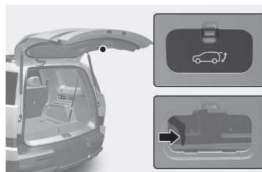
Side



Bottom



### Tailgate:

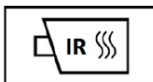


## 5. Stored energy / liquids / gases / solids

		67l	
		12V	R-134a 850g R-1234yf 800g
		270V	



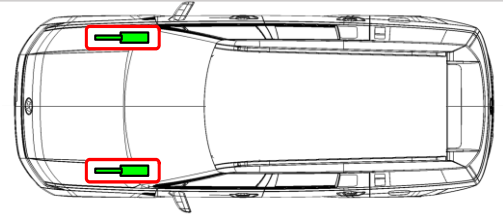
WHEN COOLANT LEAKS FROM THE BATTERY PACK, IT CAN BECOME UNSTABLE WITH RISK OF THERMAL RUNAWAY. CHECK BATTERY PACK TEMPERATURE WITH THERMAL IMAGING CAMERA



## 6. In case of fire



Use large amount of water



**BATTERY RE-IGNITION!**



**Gas strut!**



Risk of missile effect of hood and tailgate.

## 7. In case of submersion

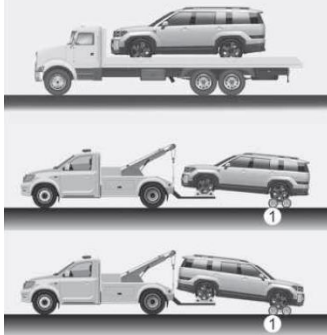


Do not touch any of the high-voltage components or cables including the high voltage cut-off switch, as doing so poses an electrocution hazard. Work on the vehicle only after the vehicle has been pulled out of the water.



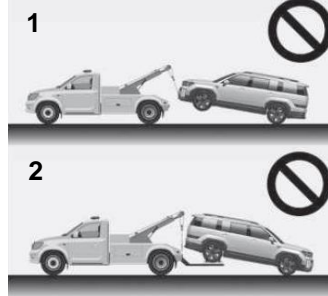
## 8. Towing / transportation / storage

OK



Notice: The use of wheel dollies (1) or flatbed is recommended. Use a wheel lift or flatbed equipment.

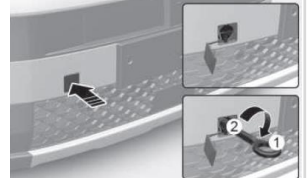
Not OK




Notice : Do not tow with sling-type equipment (1). Do not tow the vehicle with the front wheels on the ground as this may cause damage to the vehicle (2).

### Towing - Hook

Front:



Rear:



The towing hook is in the tool case in the trunk

## 9. Important additional information

The SANTA FE has 3 different seat options (**5- /6- /7-seater**) see Emergency Respond Guide

## 10. Explanation of pictograms used

	Gasoline vehicle		Fuel tank content gasoline / ethanol		Bonnet
	General warning sign		Air-conditioning component		Boot
	Corrosives		Hazardous to the human health		Flammable
	Explosive		Acute toxicity		Environmental hazard
	Use thermal Infrared camera		Use water to extinguish the fire		Warning, Electricity
	Hybrid Electric Vehicle on fuel of liquid group 2				